

September 2022 / Nationwide public opinion survey

“EUROPE”

The image of Europe in Greece today

REPORT OF FINDINGS



**FRIEDRICH NAUMANN
STIFTUNG** Für die Freiheit.



kaparesearch

Survey details

Agency	Kapa Research
Principal	Friedrich Naumann Foundation for Freedom
Sample	Men and women, 17 years old and above
Sample size and coverage	1205 respondents nationally, proportionally distributed throughout Greece's 13 regions
Data collection period	14 – 21 September 2022
Sampling	Multistage sampling using quotas with respect to geographical distribution, gender, and age of the population based on the latest census of the Hellenic Statistical Authority (ELSTAT). Data are weighted by the 2019 national election results
Data collection method	Data collection implemented as follows: 72% (865 interviews) via telephone interviews (CATI) and 28% (340 interviews) through a digital questionnaire (CAWI) addressed to members of Kapa Research inhouse online panel. 26 interviewers and 3 supervisors worked on the field
Error and rounding	Standard error of 3% with a confidence interval of 95%. Results (%) are rounded to 1% and <u>answers may not add up to 100%</u>
About Kapa Research	A member of the Greek Association of Opinion and Market Research Companies (SEDEA). Complies with the ESOMAR codes of conduct and publication of opinion surveys



FRIEDRICH NAUMANN
STIFTUNG Für die Freiheit.



SEPTEMBER 2022

Nationwide survey

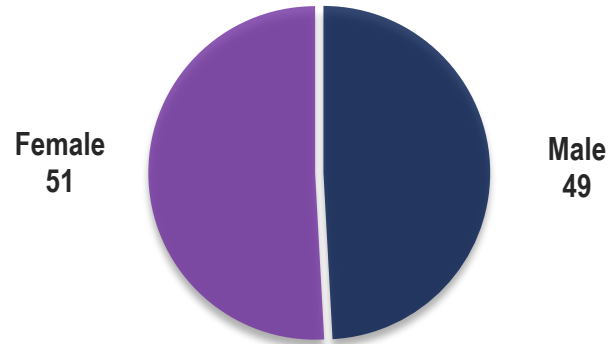
EUROPE: The image of Europe in Greece today

Sample

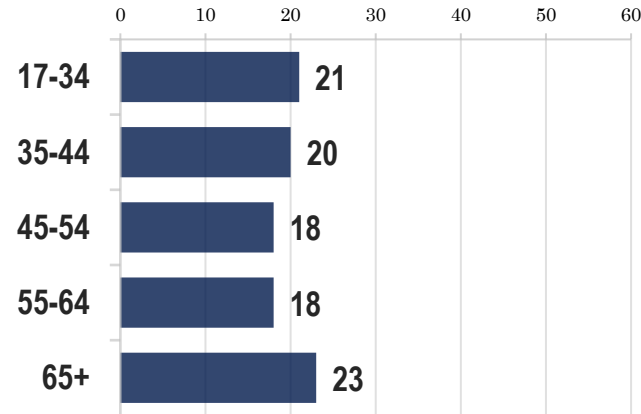
Demographics

Sample demographics (1/2)

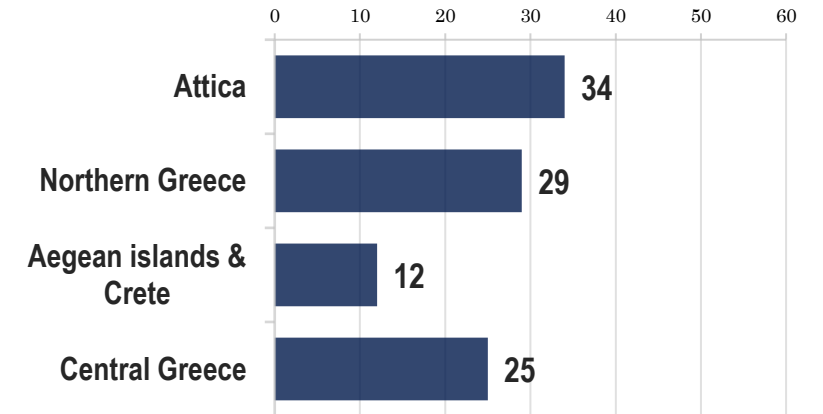
Gender



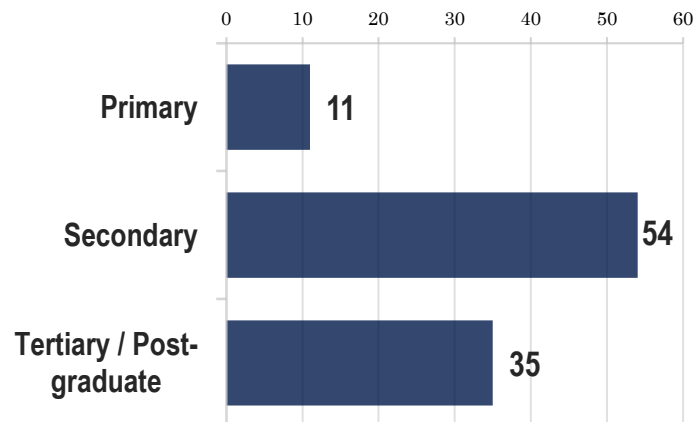
Age



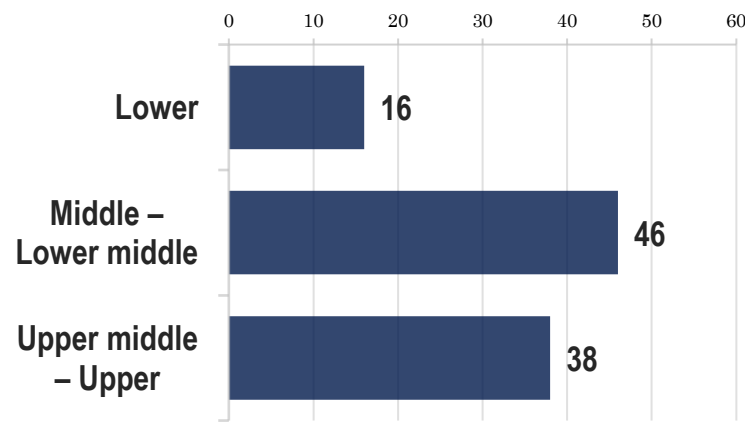
Region



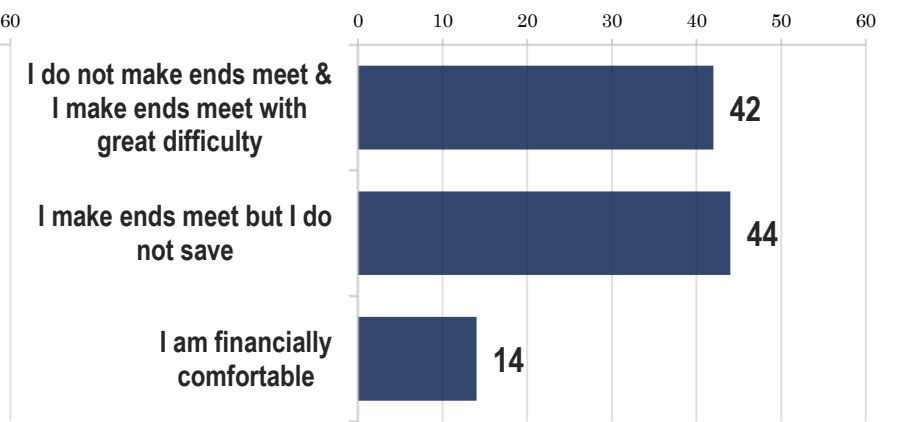
Education



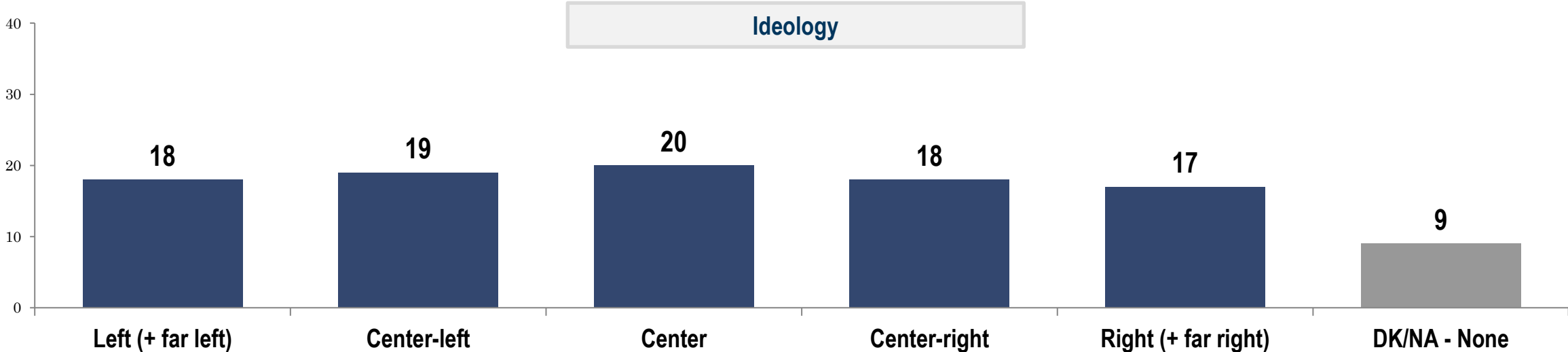
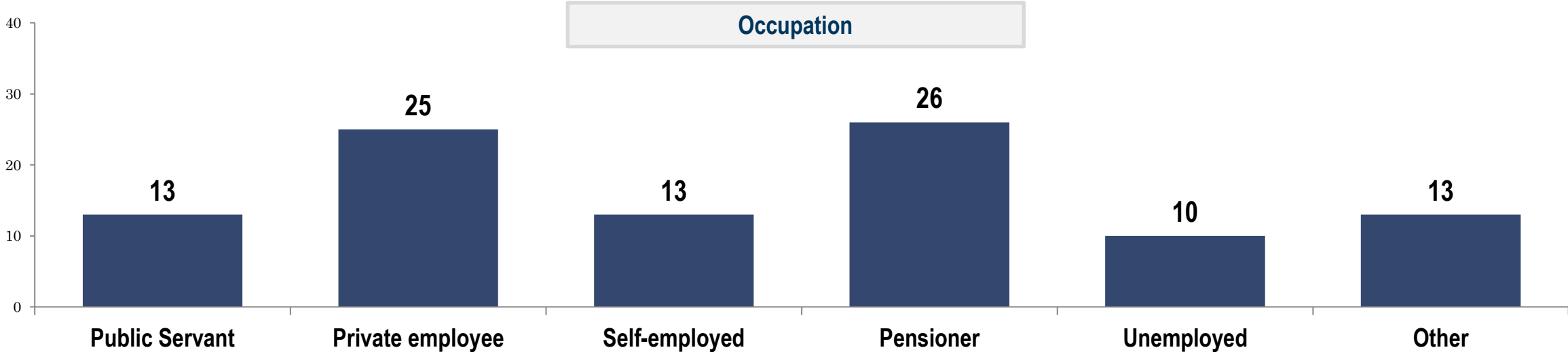
Social class (self-placement)



Financial Status



Sample demographics (2/2)



Contents

Section 1	EU image in Greece / Pros n' cons – Institutions & policies	7
Section 2	Greece in the EU / Reviewing the past and assessing the future.....	59
Section 3	Greece in the EMU / Appeal of Grexit in 2022	97
Section 4	The future EU / Enlargement and deepening.....	115
Section 5	The EU against multiple crises / Management evaluation.....	140
Section 6	International relations in crisis / EU's footprint.....	169
Section 7	The West vs Russia / Sanctions and Greece's energy autonomy.....	189



SEPTEMBER 2022

Nationwide survey

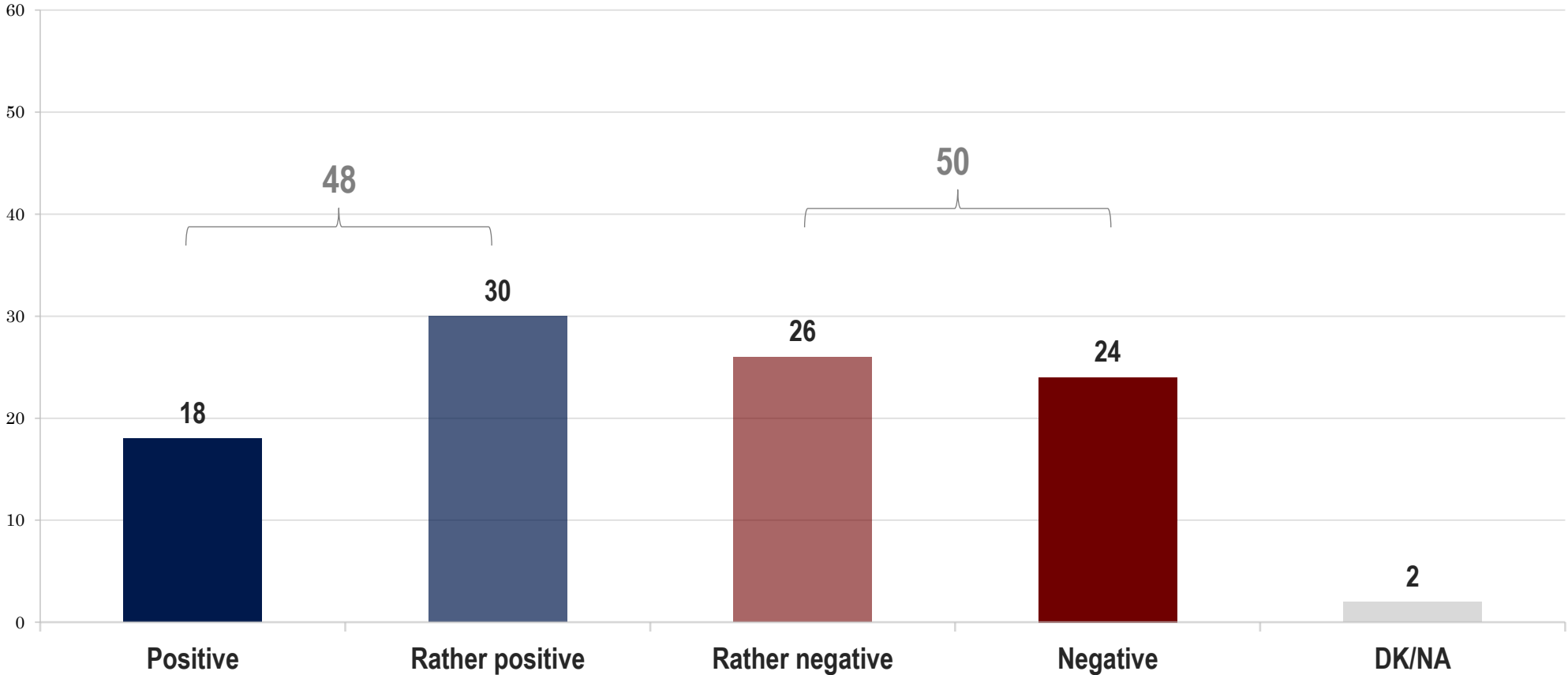
EUROPE: The image of Europe in Greece today

SECTION 1

EU image in Greece / Pros n' cons – Institutions & policies

GENERAL OPINION ON THE EUROPEAN UNION

What is your general opinion of the European Union?

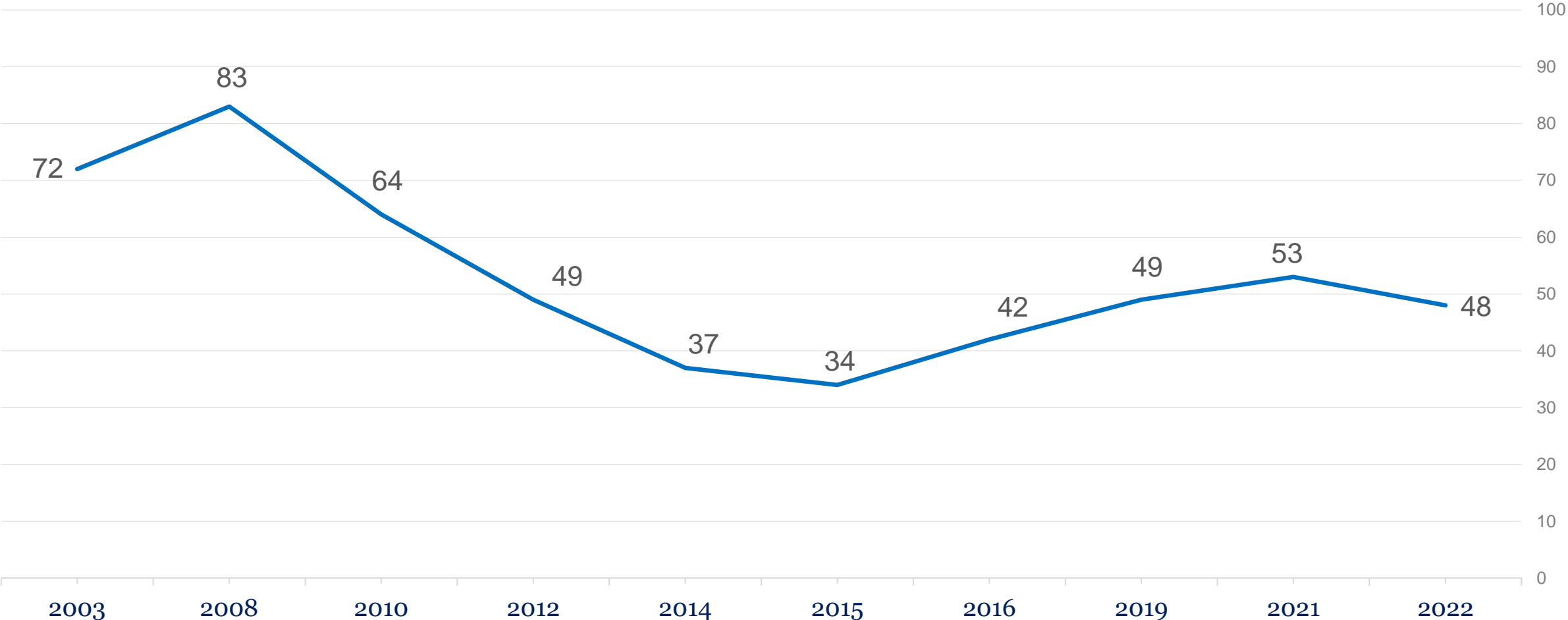


GENERAL OPINION ON THE EUROPEAN UNION, 2003 – 2022

What is your general opinion of the European Union?

— % Positive + Rather positive

Source: Kapa Research archives



GENERAL OPINION ON THE EUROPEAN UNION

Analysis based on Gender, Age and Region

Gender & Age

	Male	Female	17 - 34	35 - 44	45 - 54	55 - 64	65+
Positive	21	15	17	18	17	17	21
Rather positive	29	31	22	29	33	30	34
Rather negative	23	30	32	29	25	26	22
Negative	26	21	28	22	24	24	21
DK/NA	1	3	1	1	2	2	2

Region (NUTS 1)

	Attica	Northern Greece	Aegean islands & Crete	Central Greece
Positive	20	16	25	15
Rather positive	30	30	29	31
Rather negative	22	29	28	29
Negative	26	23	16	23
DK/NA	1	2	2	1

GENERAL OPINION ON THE EUROPEAN UNION

Analysis based on Education and Social Class

Education

	Primary	Secondary	Tertiary / Post-graduate
Positive	14	16	21
Rather positive	21	30	32
Rather negative	25	27	25
Negative	33	24	21
DK/NA	6	2	1

Social class (self-placement)

	Lower	Middle – Lower middle	Upper middle – Upper
Positive	8	16	24
Rather positive	12	29	36
Rather negative	20	30	22
Negative	53	24	17
DK/NA	7	1	1

GENERAL OPINION ON THE EUROPEAN UNION

Analysis based on Occupation and Financial Status

Occupation

	Public Servant	Private employee	Self-employed	Pensioner	Unemployed	Other
Positive	15	17	20	21	15	20
Rather positive	30	31	27	32	35	30
Rather negative	30	26	31	23	16	25
Negative	23	25	22	22	30	22
DK/NA	2	2	-	2	3	4

Financial Status

	I do not make ends meet & I make ends meet with great difficulty	I make ends meet but I do not save	I am financially comfortable
Positive	9	24	32
Rather positive	22	37	39
Rather negative	32	22	20
Negative	35	17	9
DK/NA	2	1	1

GENERAL OPINION ON THE EUROPEAN UNION

Analysis based on Ideology and Party affiliation

Ideology

	Left (+ far left)	Center-left	Center	Center-right	Right (+ far right)	DK/NA - None
Positive	2	13	26	32	27	8
Rather positive	15	32	39	42	28	20
Rather negative	42	33	25	15	14	21
Negative	40	20	10	9	29	44
DK/NA	1	2	-	1	2	7

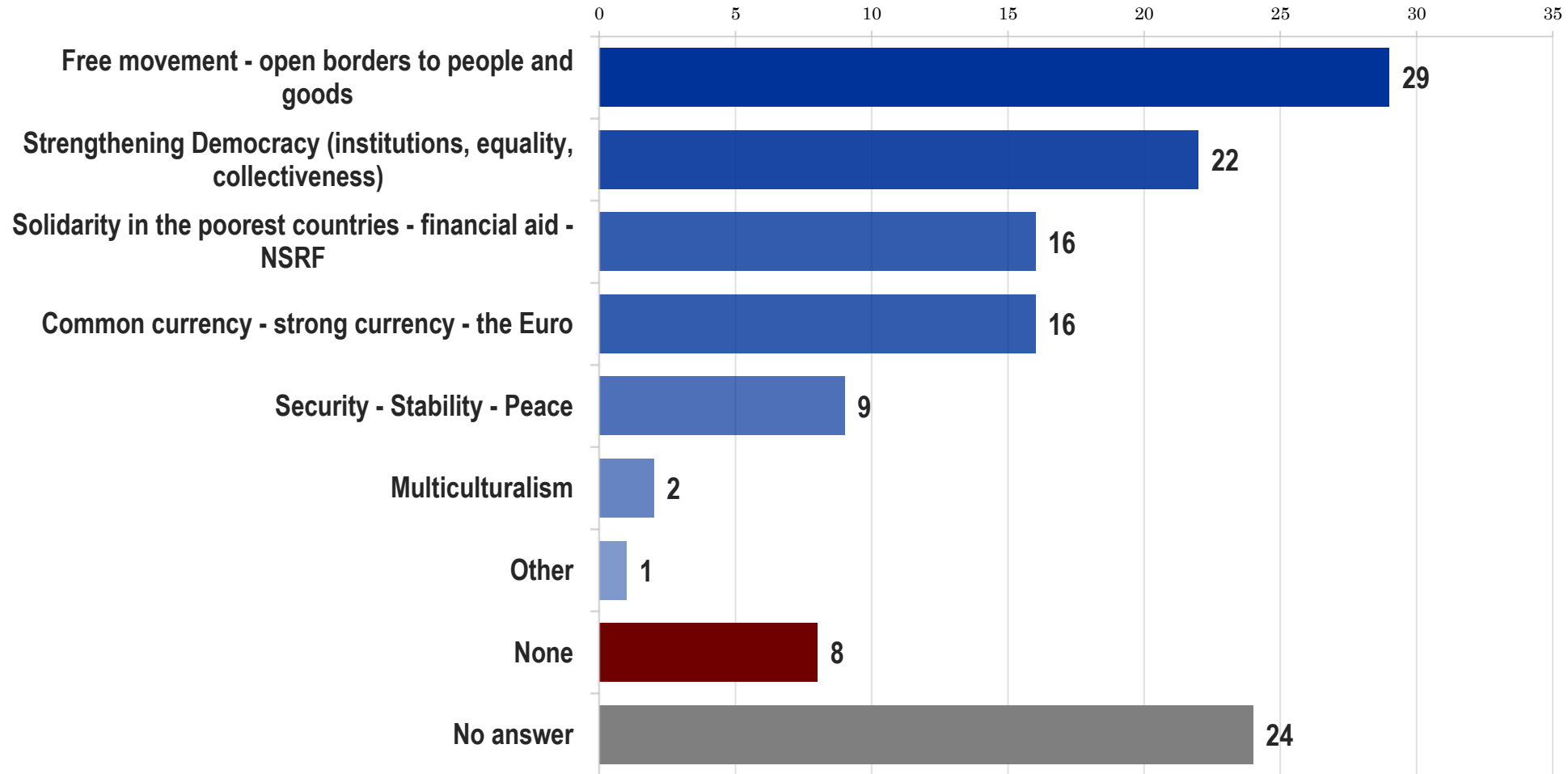
Party affiliation (Vote in 2019 elections)

	ND	SYRIZA	KINAL	Smaller Parties	Abstention / Blank-invalid/NA
Positive	34	4	28	9	14
Rather positive	42	28	45	9	26
Rather negative	15	43	16	26	25
Negative	8	24	10	54	31
DK/NA	1	1	1	2	5

MOST MENTIONED POSITIVE ELEMENTS OF THE EU

If there are any, can you point out up to three positive elements of the EU?

OPEN-ENDED – UP TO 3 ANSWERS



MOST MENTIONED POSITIVE ELEMENTS OF THE EU

Analysis based on Gender and Age

OPEN-ENDED – UP TO 3 ANSWERS

Gender & Age

	Male	Female	17 - 34	35 - 44	45 - 54	55 - 64	65+
Free movement - open borders to people and goods	25	32	38	28	28	30	21
Strengthening Democracy (institutions, equality, collectiveness)	22	22	16	23	23	24	22
Solidarity in the poorest countries - financial aid - NSRF	15	18	13	17	17	14	19
Common currency - strong currency - the Euro	17	14	16	15	15	16	16
Security - Stability - Peace	8	10	12	10	8	7	11
Multiculturalism	2	2	-	2	2	3	1
Other	2	1	1	1	1	2	1
None	8	8	9	8	4	7	11
No answer	26	22	24	24	29	21	24

MOST MENTIONED POSITIVE ELEMENTS OF THE EU

Analysis based on Region

OPEN-ENDED – UP TO 3 ANSWERS

Region (NUTS 1)	Attica	Northern Greece	Aegean islands & Crete	Central Greece
Free movement - open borders to people and goods	27	33	30	24
Strengthening Democracy (institutions, equality, collectiveness)	23	22	18	22
Solidarity in the poorest countries - financial aid - NSRF	16	16	14	19
Common currency - strong currency - the Euro	17	14	19	13
Security - Stability - Peace	8	9	8	12
Multiculturalism	1	2	3	1
Other	1	1	1	2
None	8	6	8	10
No answer	23	25	28	23

MOST MENTIONED POSITIVE ELEMENTS OF THE EU

Analysis based on Education

OPEN-ENDED – UP TO 3 ANSWERS

Education

	Primary	Secondary	Tertiary / Post-graduate
Free movement - open borders to people and goods	13	25	32
Strengthening Democracy (institutions, equality, collectiveness)	9	19	26
Solidarity in the poorest countries - financial aid - NSRF	23	17	15
Common currency - strong currency - the Euro	5	15	17
Security - Stability - Peace	8	10	9
Multiculturalism	1	1	2
Other	3	1	1
None	19	9	6
No answer	33	27	21

MOST MENTIONED POSITIVE ELEMENTS OF THE EU

Analysis based on Social Class

OPEN-ENDED – UP TO 3 ANSWERS

Social class (self-placement)

	Lower	Middle – Lower middle	Upper middle – Upper
Free movement - open borders to people and goods	25	29	29
Strengthening Democracy (institutions, equality, collectiveness)	11	21	26
Solidarity in the poorest countries - financial aid - NSRF	12	16	18
Common currency - strong currency - the Euro	4	15	20
Security - Stability - Peace	7	9	10
Multiculturalism	0	2	2
Other	1	1	1
None	18	8	6
No answer	32	25	21

MOST MENTIONED POSITIVE ELEMENTS OF THE EU

Analysis based on Occupation

OPEN-ENDED – UP TO 3 ANSWERS

Occupation

	Public Servant	Private employee	Self-employed	Pensioner	Unemployed	Other
Free movement - open borders to people and goods	31	24	34	26	29	28
Strengthening Democracy (institutions, equality, collectiveness)	25	21	24	20	22	20
Solidarity in the poorest countries - financial aid - NSRF	15	16	12	17	19	22
Common currency - strong currency - the Euro	16	14	20	17	9	12
Security - Stability - Peace	10	8	8	9	13	12
Multiculturalism	3	2	2	-	-	-
Other	1	1	1	1	-	1
None	8	8	6	8	9	9
No answer	22	29	22	23	25	21

MOST MENTIONED POSITIVE ELEMENTS OF THE EU

Analysis based on Financial Status

OPEN-ENDED – UP TO 3 ANSWERS

Financial Status

	I do not make ends meet & I make ends meet with great difficulty	I make ends meet but I do not save	I am financially comfortable
Free movement - open borders to people and goods	27	28	36
Strengthening Democracy (institutions, equality, collectiveness)	17	27	25
Solidarity in the poorest countries - financial aid - NSRF	14	19	15
Common currency - strong currency - the Euro	11	18	25
Security - Stability - Peace	6	12	11
Multiculturalism	1	2	2
Other	1	1	-
None	12	5	2
No answer	29	21	19

MOST MENTIONED POSITIVE ELEMENTS OF THE EU

Analysis based on Ideology

OPEN-ENDED – UP TO 3 ANSWERS

Ideology	Left (+ far left)	Center-left	Center	Center-right	Right (+ far right)	DK/NA - None
Free movement - open borders to people and goods	36	32	29	26	14	29
Strengthening Democracy (institutions, equality, collectiveness)	18	23	28	31	15	10
Solidarity in the poorest countries - financial aid - NSRF	11	14	23	16	21	13
Common currency - strong currency - the Euro	8	14	23	21	16	12
Security - Stability - Peace	6	10	9	13	12	4
Multiculturalism	3	2	2	1	-	-
Other	1	1	1	1	1	2
None	11	6	2	4	13	14
No answer	24	26	17	20	32	30

MOST MENTIONED POSITIVE ELEMENTS OF THE EU

Analysis based on Party affiliation

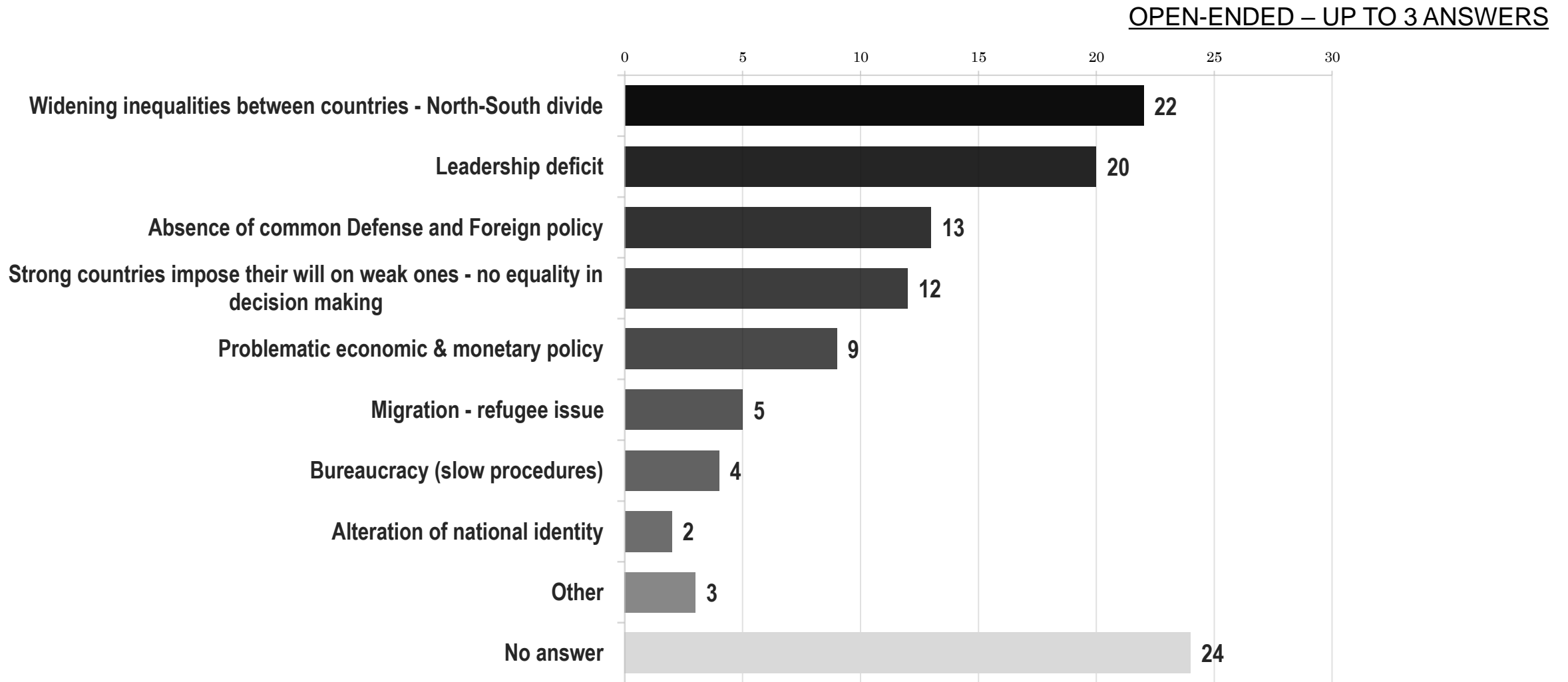
OPEN-ENDED – UP TO 3 ANSWERS

Party affiliation (Vote in 2019 elections)

	ND	SYRIZA	KINAL	Smaller Parties	Abstention / Blank-invalid/NA
Free movement - open borders to people and goods	23	33	28	29	32
Strengthening Democracy (institutions, equality, collectiveness)	27	25	26	11	17
Solidarity in the poorest countries - financial aid - NSRF	20	13	21	11	15
Common currency - strong currency - the Euro	21	9	28	11	14
Security - Stability - Peace	11	9	15	4	8
Multiculturalism	1	3	2	-	-
Other	1	1	2	1	1
None	3	7	2	18	10
No answer	23	23	21	27	25

MOST MENTIONED NEGATIVE ELEMENTS OF THE EU

And if there are any, can you point out up to three negative elements of the EU?



MOST MENTIONED NEGATIVE ELEMENTS OF THE EU

Analysis based on Gender and Age

OPEN-ENDED – UP TO 3 ANSWERS

Gender & Age

	Male	Female	17 - 34	35 - 44	45 - 54	55 - 64	65+
Widening inequalities between countries - North-South divide	20	25	28	23	20	24	19
Leadership deficit	24	17	17	21	19	20	23
Absence of common Defense and Foreign policy	15	11	11	12	12	15	15
Strong countries impose their will on weak ones - no equality in decision making	12	13	11	11	14	13	11
Problematic economic & monetary policy	9	10	13	10	9	8	9
Migration – refugee issue	5	6	6	4	7	5	4
Bureaucracy (slow procedures)	5	3	1	4	4	5	6
Alteration of national Identity	2	2	1	2	3	2	1
Other	3	4	7	3	1	2	4
No answer	26	23	21	25	27	26	21

MOST MENTIONED NEGATIVE ELEMENTS OF THE EU

Analysis based on Region

OPEN-ENDED – UP TO 3 ANSWERS

Region (NUTS 1)	Attica	Northern Greece	Aegean islands & Crete	Central Greece
Widening inequalities between countries - North-South divide	24	20	21	23
Leadership deficit	20	23	17	19
Absence of common Defense and Foreign policy	13	13	15	13
Strong countries impose their will on weak ones - no equality in decision making	12	13	10	14
Problematic economic & monetary policy	10	7	9	11
Migration – refugee issue	4	6	5	5
Bureaucracy (slow procedures)	6	3	5	3
Alteration of national Identity	2	3	-	1
Other	4	3	1	4
No answer	21	25	32	26

MOST MENTIONED NEGATIVE ELEMENTS OF THE EU

Analysis based on Education

OPEN-ENDED – UP TO 3 ANSWERS

Education

	Primary	Secondary	Tertiary / Post-graduate
Widening inequalities between countries - North-South divide	15	21	24
Leadership deficit	15	18	23
Absence of common Defense and Foreign policy	6	12	15
Strong countries impose their will on weak ones - no equality in decision making	14	11	13
Problematic economic & monetary policy	5	11	8
Migration – refugee issue	2	5	6
Bureaucracy (slow procedures)	-	2	6
Alteration of national Identity	3	2	2
Other	4	4	3
No answer	39	27	21

MOST MENTIONED NEGATIVE ELEMENTS OF THE EU

Analysis based on Social Class

OPEN-ENDED – UP TO 3 ANSWERS

Social class (self-placement)	Lower	Middle – Lower middle	Upper middle – Upper
Widening inequalities between countries - North-South divide	26	24	19
Leadership deficit	10	18	26
Absence of common Defense and Foreign policy	12	13	14
Strong countries impose their will on weak ones - no equality in decision making	20	12	11
Problematic economic & monetary policy	13	10	9
Migration – refugee issue	2	6	5
Bureaucracy (slow procedures)	0	4	6
Alteration of national Identity	0	2	2
Other	5	4	3
No answer	23	24	25

MOST MENTIONED NEGATIVE ELEMENTS OF THE EU

Analysis based on Occupation

OPEN-ENDED – UP TO 3 ANSWERS

Occupation	Public Servant	Private employee	Self-employed	Pensioner	Unemployed	Other
Widening inequalities between countries - North-South divide	22	23	23	23	20	19
Leadership deficit	17	19	22	23	20	21
Absence of common Defense and Foreign policy	18	9	12	18	9	10
Strong countries impose their will on weak ones - no equality in decision making	18	11	10	10	13	17
Problematic economic & monetary policy	9	11	10	8	8	7
Migration – refugee issue	7	4	8	5	3	1
Bureaucracy (slow procedures)	3	4	5	6	1	2
Alteration of national Identity	4	1	1	1	2	4
Other	1	2	3	4	9	5
No answer	23	29	24	22	26	22

MOST MENTIONED NEGATIVE ELEMENTS OF THE EU

Analysis based on Financial Status

OPEN-ENDED – UP TO 3 ANSWERS

Financial Status

	I do not make ends meet & I make ends meet with great difficulty	I make ends meet but I do not save	I am financially comfortable
Widening inequalities between countries - North-South divide	25	21	20
Leadership deficit	15	24	27
Absence of common Defense and Foreign policy	14	12	14
Strong countries impose their will on weak ones - no equality in decision making	13	13	10
Problematic economic & monetary policy	10	9	8
Migration – refugee issue	6	5	5
Bureaucracy (slow procedures)	2	6	8
Alteration of national Identity	2	2	-
Other	4	3	4
No answer	26	23	23

MOST MENTIONED NEGATIVE ELEMENTS OF THE EU

Analysis based on Ideology

OPEN-ENDED – UP TO 3 ANSWERS

Ideology	Left (+ far left)	Center-left	Center	Center-right	Right (+ far right)	DK/NA - None
Widening inequalities between countries - North-South divide	28	27	19	19	13	23
Leadership deficit	10	17	31	31	16	13
Absence of common Defense and Foreign policy	16	14	13	14	11	10
Strong countries impose their will on weak ones - no equality in decision making	15	18	11	7	10	11
Problematic economic & monetary policy	16	10	7	6	4	13
Migration – refugee issue	3	4	4	6	11	4
Bureaucracy (slow procedures)	2	6	5	6	1	3
Alteration of national Identity	1	2	1	1	3	4
Other	3	5	4	1	1	8
No answer	22	24	20	24	36	24

MOST MENTIONED NEGATIVE ELEMENTS OF THE EU

Analysis based on Party affiliation

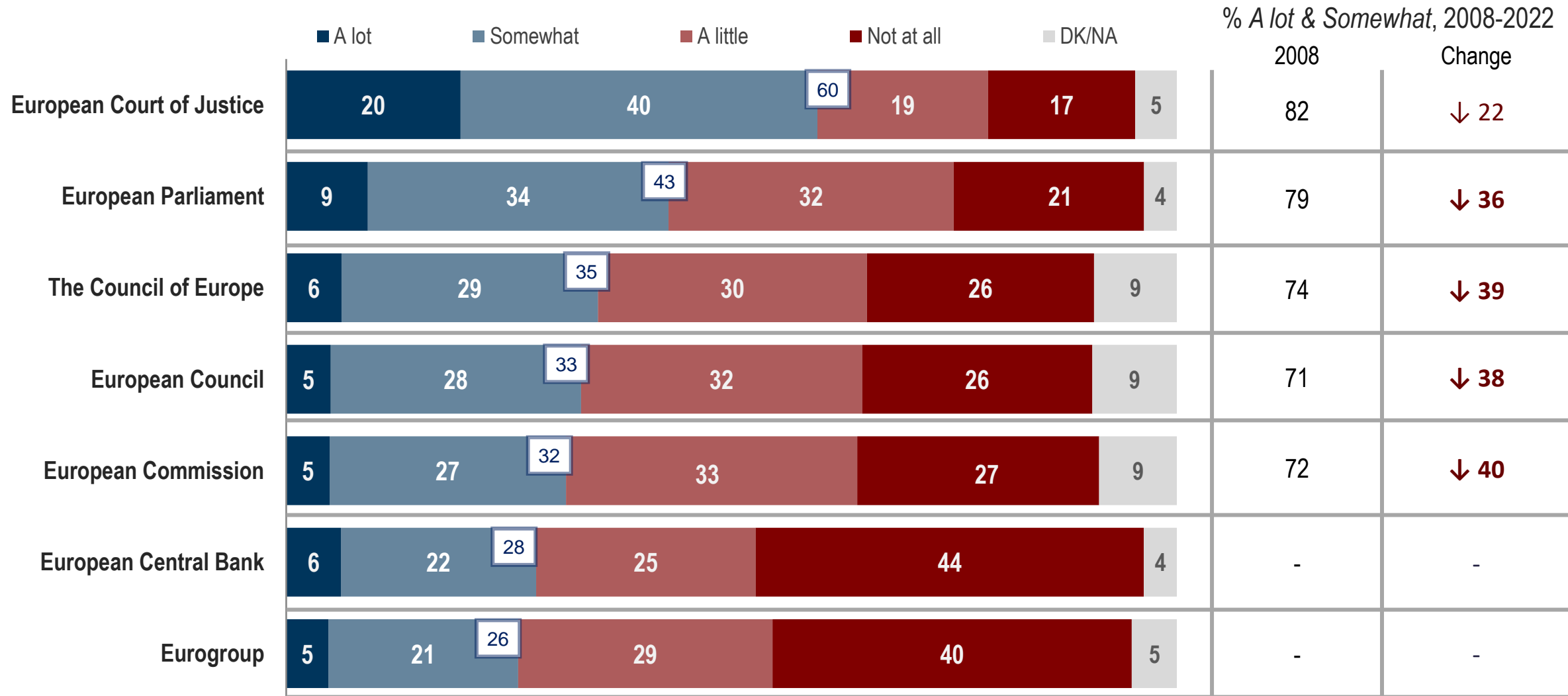
OPEN-ENDED – UP TO 3 ANSWERS

Party affiliation (Vote in 2019 elections)

	ND	SYRIZA	KINAL	Smaller Parties	Abstention / Blank-invalid/NA
Widening inequalities between countries - North-South divide	15	29	25	23	24
Leadership deficit	28	16	28	12	18
Absence of common Defense and Foreign policy	14	15	10	12	12
Strong countries impose their will on weak ones - no equality in decision making	9	17	14	12	10
Problematic economic & monetary policy	5	13	11	9	13
Migration – refugee issue	5	3	4	11	3
Bureaucracy (slow procedures)	6	4	6	2	2
Alteration of national Identity	1	2	1	4	2
Other	2	3	4	4	7
No answer	27	22	23	23	27

TRUST IN EU INSTITUTIONS

How much do you trust each of the following European institutions?



TRUST IN EU INSTITUTIONS

Analysis based on Gender and Age

Gender & Age

		Male	Female	17 - 34	35 - 44	45 - 54	55 - 64	65+
European Court of Justice	A lot & Somewhat	60	59	53	62	58	60	63
	A little & Not at all	37	35	45	35	37	35	30
European Parliament	A lot & Somewhat	43	43	34	42	41	43	51
	A little & Not at all	54	53	64	54	56	54	44
The Council of Europe	A lot & Somewhat	36	34	27	33	33	35	44
	A little & Not at all	57	54	66	56	58	58	45
European Council	A lot & Somewhat	33	33	27	32	32	32	40
	A little & Not at all	58	56	65	57	58	60	48
European Commission	A lot & Somewhat	31	32	30	31	31	29	35
	A little & Not at all	63	57	65	58	59	63	55
European Central Bank	A lot & Somewhat	29	27	17	25	27	28	39
	A little & Not at all	69	68	82	71	71	69	53
Eurogroup	A lot & Somewhat	27	25	19	25	25	25	34
	A little & Not at all	69	69	79	70	72	70	58

TRUST IN EU INSTITUTIONS

Analysis based on Region

Region (NUTS 1)		Attica	Northern Greece	Aegean islands & Crete	Central Greece
European Court of Justice	A lot & Somewhat	57	63	63	59
	A little & Not at all	38	34	29	38
European Parliament	A lot & Somewhat	41	42	52	43
	A little & Not at all	56	53	43	55
The Council of Europe	A lot & Somewhat	36	34	39	33
	A little & Not at all	55	57	49	58
European Council	A lot & Somewhat	36	29	40	31
	A little & Not at all	56	62	50	58
European Commission	A lot & Somewhat	31	29	38	31
	A little & Not at all	60	62	51	61
European Central Bank	A lot & Somewhat	30	25	34	26
	A little & Not at all	66	72	61	71
Eurogroup	A lot & Somewhat	28	22	30	25
	A little & Not at all	68	72	61	70

TRUST IN EU INSTITUTIONS

Analysis based on Education

Education		Primary	Secondary	Tertiary / Post-graduate
European Court of Justice	A lot & Somewhat	46	53	67
	A little & Not at all	42	42	30
European Parliament	A lot & Somewhat	36	36	49
	A little & Not at all	56	61	48
The Council of Europe	A lot & Somewhat	28	29	40
	A little & Not at all	62	60	52
European Council	A lot & Somewhat	34	30	36
	A little & Not at all	56	61	55
European Commission	A lot & Somewhat	31	29	33
	A little & Not at all	58	62	59
European Central Bank	A lot & Somewhat	22	25	31
	A little & Not at all	67	71	66
Eurogroup	A lot & Somewhat	27	23	28
	A little & Not at all	60	72	68

TRUST IN EU INSTITUTIONS

Analysis based on Social Class

Social class (self-placement)

		Lower	Middle – Lower middle	Upper middle – Upper
European Court of Justice	A lot & Somewhat	35	59	67
	A little & Not at all	60	37	29
European Parliament	A lot & Somewhat	23	40	52
	A little & Not at all	70	57	45
The Council of Europe	A lot & Somewhat	17	32	44
	A little & Not at all	73	59	48
European Council	A lot & Somewhat	11	31	42
	A little & Not at all	80	60	49
European Commission	A lot & Somewhat	11	29	41
	A little & Not at all	83	63	50
European Central Bank	A lot & Somewhat	15	22	40
	A little & Not at all	81	74	57
Eurogroup	A lot & Somewhat	9	21	37
	A little & Not at all	83	75	58

TRUST IN EU INSTITUTIONS

Analysis based on Occupation

Occupation		Public Servant	Private employee	Self-employed	Pensioner	Unemployed	Other
European Court of Justice	A lot & Somewhat	62	57	62	63	51	58
	A little & Not at all	35	39	34	31	43	35
European Parliament	A lot & Somewhat	45	36	47	47	33	47
	A little & Not at all	53	60	50	49	64	47
The Council of Europe	A lot & Somewhat	32	32	37	39	29	41
	A little & Not at all	61	57	56	50	63	50
European Council	A lot & Somewhat	32	31	33	36	30	35
	A little & Not at all	61	60	57	53	59	54
European Commission	A lot & Somewhat	30	30	33	32	32	33
	A little & Not at all	63	61	59	60	60	57
European Central Bank	A lot & Somewhat	19	26	29	37	19	34
	A little & Not at all	78	71	70	57	78	60
Eurogroup	A lot & Somewhat	19	25	27	31	19	33
	A little & Not at all	77	70	70	62	76	59

TRUST IN EU INSTITUTIONS

Analysis based on Financial Status

Financial Status		I do not make ends meet & I make ends meet with great difficulty	I make ends meet but I do not save	I am financially comfortable
European Court of Justice	A lot & Somewhat	48	67	76
	A little & Not at all	47	29	18
European Parliament	A lot & Somewhat	31	50	62
	A little & Not at all	65	46	34
The Council of Europe	A lot & Somewhat	22	44	53
	A little & Not at all	69	48	36
European Council	A lot & Somewhat	21	40	51
	A little & Not at all	70	50	37
European Commission	A lot & Somewhat	20	38	49
	A little & Not at all	73	53	40
European Central Bank	A lot & Somewhat	15	34	55
	A little & Not at all	82	62	41
Eurogroup	A lot & Somewhat	13	33	49
	A little & Not at all	83	61	46

TRUST IN EU INSTITUTIONS

Analysis based on Ideology

Ideology		Left (+ far left)	Center-left	Center	Center-right	Right (+ far right)	DK/NA - None
European Court of Justice	A lot & Somewhat	49	65	69	75	52	31
	A little & Not at all	47	31	25	21	45	59
European Parliament	A lot & Somewhat	33	47	53	54	42	17
	A little & Not at all	66	50	41	43	54	78
The Council of Europe	A lot & Somewhat	19	35	44	53	38	12
	A little & Not at all	77	57	46	37	51	74
European Council	A lot & Somewhat	13	30	46	53	37	13
	A little & Not at all	82	60	43	36	53	76
European Commission	A lot & Somewhat	11	28	43	50	40	12
	A little & Not at all	86	64	47	39	52	75
European Central Bank	A lot & Somewhat	5	19	41	52	34	16
	A little & Not at all	92	78	55	46	62	74
Eurogroup	A lot & Somewhat	6	17	36	50	35	10
	A little & Not at all	92	80	58	46	57	78

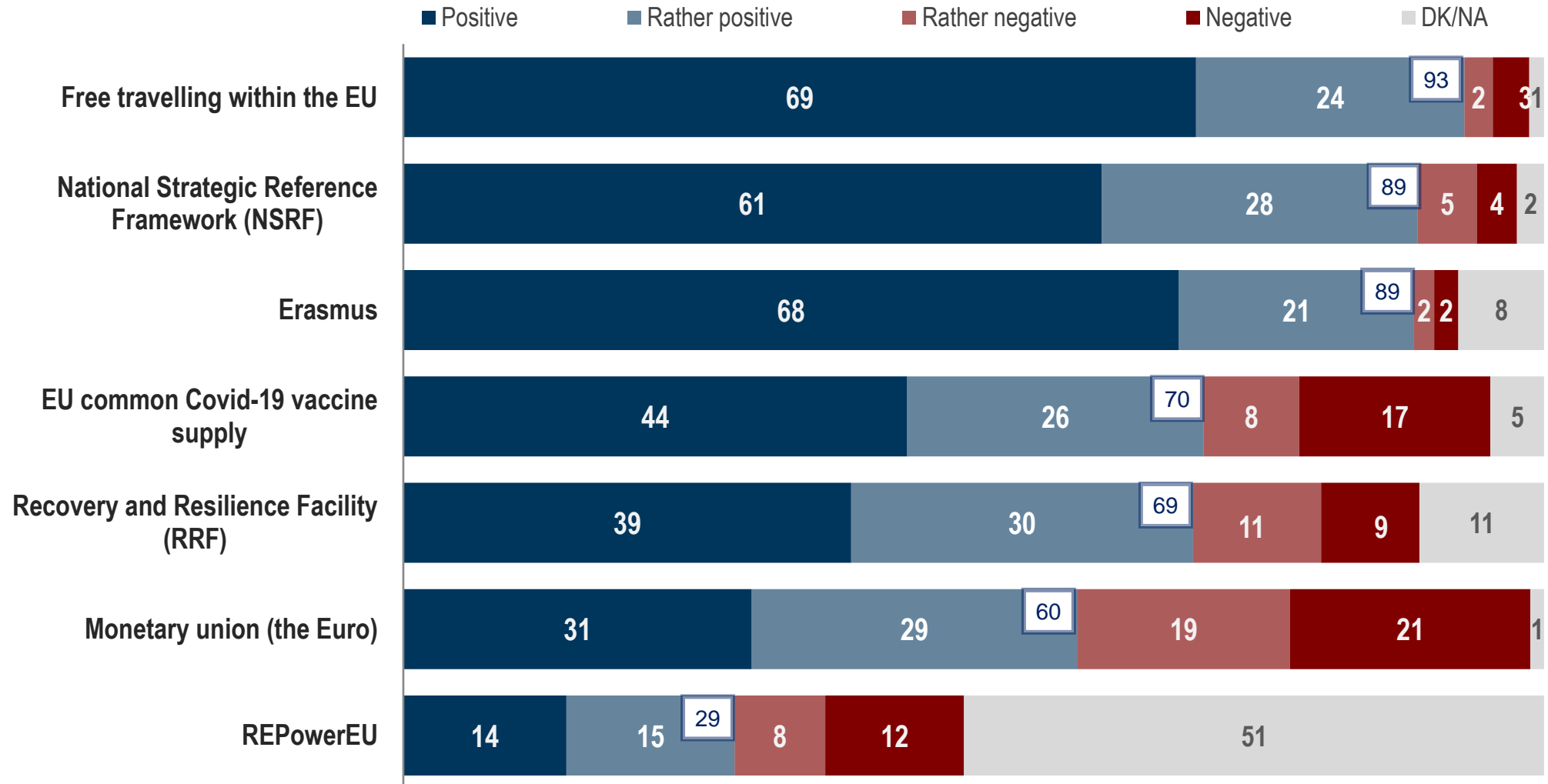
TRUST IN EU INSTITUTIONS

Analysis based on Party affiliation

Party affiliation (Vote in 2019 elections)		ND	SYRIZA	KINAL	Smaller Parties	Abstention / Blank-invalid/NA
European Court of Justice	A lot & Somewhat	75	61	82	26	48
	A little & Not at all	20	34	18	71	44
European Parliament	A lot & Somewhat	58	43	63	13	31
	A little & Not at all	38	53	35	84	64
The Council of Europe	A lot & Somewhat	55	25	57	12	22
	A little & Not at all	33	67	37	84	65
European Council	A lot & Somewhat	55	19	57	10	21
	A little & Not at all	33	71	40	85	67
European Commission	A lot & Somewhat	54	17	48	11	21
	A little & Not at all	35	74	48	85	69
European Central Bank	A lot & Somewhat	53	10	41	10	18
	A little & Not at all	43	87	55	89	76
Eurogroup	A lot & Somewhat	50	8	38	9	17
	A little & Not at all	43	89	59	89	74

EU POLICIES APPEAL

More specifically, what is your opinion of each of the following EU policies?



EU POLICIES APPEAL

Analysis based on Gender and Age

Gender & Age

		Male	Female	17 - 34	35 - 44	45 - 54	55 - 64	65+
Free travelling within the EU	Positive & Rather positive	93	93	95	91	94	94	93
	Negative & Rather negative	6	5	5	9	5	4	6
National Strategic Reference Framework (NSRF)	Positive & Rather positive	88	89	88	88	94	88	87
	Negative & Rather negative	10	7	11	11	5	9	9
Erasmus	Positive & Rather positive	86	92	87	89	91	91	85
	Negative & Rather negative	6	2	6	5	3	4	3
EU common Covid-19 vaccine supply	Positive & Rather positive	70	70	63	70	72	68	74
	Negative & Rather negative	25	25	32	26	25	26	20
Recovery and Resilience Facility (RRF)	Positive & Rather positive	72	67	66	68	72	71	69
	Negative & Rather negative	19	20	26	22	17	20	17
Monetary union (the Euro)	Positive & Rather positive	62	56	52	58	58	55	70
	Negative & Rather negative	37	42	47	42	41	43	28
REPowerEU	Positive & Rather positive	32	26	31	29	28	29	29
	Negative & Rather negative	19	21	27	17	19	20	20

EU POLICIES APPEAL

Analysis based on Region

Region (NUTS 1)		Attica	Northern Greece	Aegean islands & Crete	Central Greece
Free travelling within the EU	Positive & Rather positive	94	93	96	89
	Negative & Rather negative	5	5	2	9
National Strategic Reference Framework (NSRF)	Positive & Rather positive	88	91	91	87
	Negative & Rather negative	9	8	6	11
Erasmus	Positive & Rather positive	88	91	87	87
	Negative & Rather negative	5	2	3	5
EU common Covid-19 vaccine supply	Positive & Rather positive	71	68	75	69
	Negative & Rather negative	24	28	20	26
Recovery and Resilience Facility (RRF)	Positive & Rather positive	68	67	75	71
	Negative & Rather negative	19	24	13	18
Monetary union (the Euro)	Positive & Rather positive	60	57	61	60
	Negative & Rather negative	39	42	37	39
REPowerEU	Positive & Rather positive	28	27	36	29
	Negative & Rather negative	23	20	15	17

EU POLICIES APPEAL

Analysis based on Education

Education		Primary	Secondary	Tertiary / Post-graduate
Free travelling within the EU	Positive & Rather positive	84	94	93
	Negative & Rather negative	7	6	5
National Strategic Reference Framework (NSRF)	Positive & Rather positive	75	89	90
	Negative & Rather negative	14	9	7
Erasmus	Positive & Rather positive	65	85	93
	Negative & Rather negative	7	5	3
EU common Covid-19 vaccine supply	Positive & Rather positive	66	64	76
	Negative & Rather negative	21	31	21
Recovery and Resilience Facility (RRF)	Positive & Rather positive	56	66	72
	Negative & Rather negative	23	20	20
Monetary union (the Euro)	Positive & Rather positive	51	58	61
	Negative & Rather negative	44	42	38
REPowerEU	Positive & Rather positive	35	24	32
	Negative & Rather negative	26	23	18

EU POLICIES APPEAL

Analysis based on Social Class

Social class (self-placement)		Lower	Middle – Lower middle	Upper middle – Upper
Free travelling within the EU	Positive & Rather positive	80	93	96
	Negative & Rather negative	13	6	3
National Strategic Reference Framework (NSRF)	Positive & Rather positive	75	90	91
	Negative & Rather negative	21	8	7
Erasmus	Positive & Rather positive	71	90	91
	Negative & Rather negative	9	4	3
EU common Covid-19 vaccine supply	Positive & Rather positive	51	67	79
	Negative & Rather negative	39	27	18
Recovery and Resilience Facility (RRF)	Positive & Rather positive	44	68	78
	Negative & Rather negative	40	21	14
Monetary union (the Euro)	Positive & Rather positive	33	54	72
	Negative & Rather negative	63	45	27
REPowerEU	Positive & Rather positive	15	24	41
	Negative & Rather negative	30	22	15

EU POLICIES APPEAL

Analysis based on Occupation

Occupation		Public Servant	Private employee	Self-employed	Pensioner	Unemployed	Other
Free travelling within the EU	Positive & Rather positive	89	93	96	92	92	94
	Negative & Rather negative	9	6	3	6	7	3
National Strategic Reference Framework (NSRF)	Positive & Rather positive	88	91	89	90	84	86
	Negative & Rather negative	10	7	10	7	11	9
Erasmus	Positive & Rather positive	91	87	92	87	86	90
	Negative & Rather negative	4	5	3	3	5	4
EU common Covid-19 vaccine supply	Positive & Rather positive	71	68	74	72	62	69
	Negative & Rather negative	27	27	24	22	27	24
Recovery and Resilience Facility (RRF)	Positive & Rather positive	68	69	73	72	60	61
	Negative & Rather negative	22	19	20	17	27	20
Monetary union (the Euro)	Positive & Rather positive	56	55	60	63	52	69
	Negative & Rather negative	42	45	39	35	44	30
REPowerEU	Positive & Rather positive	27	28	36	28	24	27
	Negative & Rather negative	19	21	19	19	22	24

EU POLICIES APPEAL

Analysis based on Financial Status

Financial Status		I do not make ends meet & I make ends meet with great difficulty	I make ends meet but I do not save	I am financially comfortable
Free travelling within the EU	Positive & Rather positive	89	95	99
	Negative & Rather negative	9	3	1
National Strategic Reference Framework (NSRF)	Positive & Rather positive	84	93	93
	Negative & Rather negative	14	5	5
Erasmus	Positive & Rather positive	84	92	92
	Negative & Rather negative	6	2	1
EU common Covid-19 vaccine supply	Positive & Rather positive	57	79	88
	Negative & Rather negative	36	18	11
Recovery and Resilience Facility (RRF)	Positive & Rather positive	58	78	82
	Negative & Rather negative	31	13	6
Monetary union (the Euro)	Positive & Rather positive	41	71	82
	Negative & Rather negative	57	28	17
REPowerEU	Positive & Rather positive	21	34	43
	Negative & Rather negative	27	17	9

EU POLICIES APPEAL

Analysis based on Ideology

Ideology		Left (+ far left)	Center-left	Center	Center-right	Right (+ far right)	DK/NA - None
Free travelling within the EU	Positive & Rather positive	93	94	96	97	89	83
	Negative & Rather negative	6	4	3	2	10	13
National Strategic Reference Framework (NSRF)	Positive & Rather positive	82	94	93	96	82	79
	Negative & Rather negative	16	4	6	3	15	14
Erasmus	Positive & Rather positive	92	93	88	93	82	73
	Negative & Rather negative	4	1	2	1	7	11
EU common Covid-19 vaccine supply	Positive & Rather positive	62	72	80	87	67	37
	Negative & Rather negative	33	27	16	9	26	52
Recovery and Resilience Facility (RRF)	Positive & Rather positive	56	73	78	86	65	43
	Negative & Rather negative	37	16	11	7	25	31
Monetary union (the Euro)	Positive & Rather positive	35	57	74	82	61	37
	Negative & Rather negative	65	42	25	18	37	59
REPowerEU	Positive & Rather positive	21	25	37	42	30	14
	Negative & Rather negative	34	19	10	10	20	33

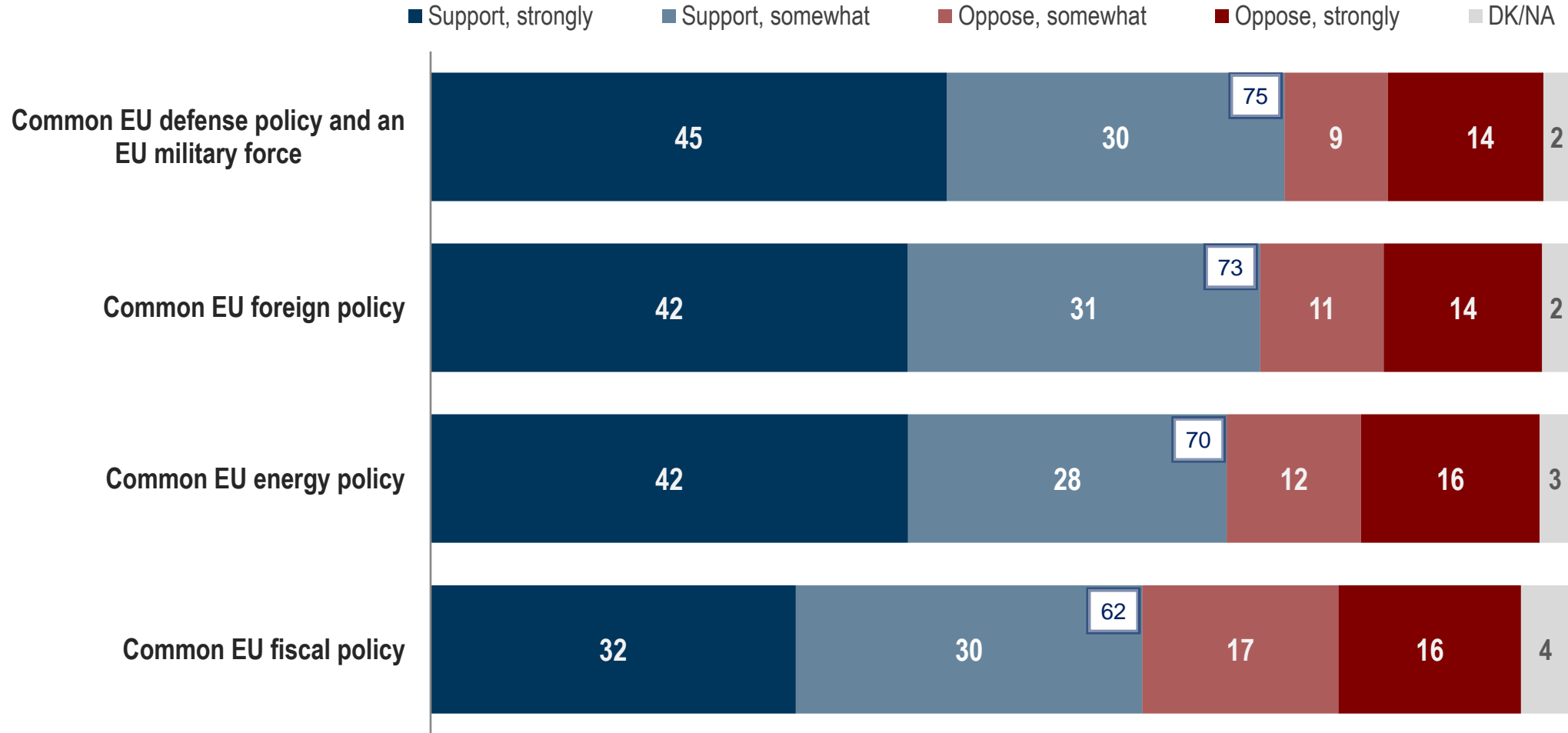
EU POLICIES APPEAL

Analysis based on Party affiliation

Party affiliation (Vote in 2019 elections)						
		ND	SYRIZA	KINAL	Smaller Parties	Abstention / Blank-invalid/NA
Free travelling within the EU	Positive & Rather positive	96	93	98	88	90
	Negative & Rather negative	4	6	1	10	7
National Strategic Reference Framework (NSRF)	Positive & Rather positive	94	92	92	78	81
	Negative & Rather negative	4	7	4	21	13
Erasmus	Positive & Rather positive	91	94	89	83	78
	Negative & Rather negative	3	2	4	7	7
EU common Covid-19 vaccine supply	Positive & Rather positive	85	70	90	45	52
	Negative & Rather negative	12	26	9	47	38
Recovery and Resilience Facility (RRF)	Positive & Rather positive	82	71	82	46	55
	Negative & Rather negative	9	21	11	41	21
Monetary union (the Euro)	Positive & Rather positive	81	48	79	30	53
	Negative & Rather negative	18	51	21	69	43
REPowerEU	Positive & Rather positive	40	24	42	14	24
	Negative & Rather negative	10	21	14	37	26

STANCE ON COMMON EU POLICIES IN KEY AREAS

Would you support or oppose each of the following?



STANCE ON COMMON EU POLICIES IN KEY AREAS

Analysis based on Gender and Age

Gender & Age

		Male	Female	17 - 34	35 - 44	45 - 54	55 - 64	65+
Common EU defense policy and an EU military force	Support, strongly & Support, somewhat	78	72	65	76	78	73	80
	Oppose, strongly & Oppose, somewhat	20	25	33	21	20	24	18
Common EU foreign policy	Support, strongly & Support, somewhat	75	70	59	75	76	72	78
	Oppose, strongly & Oppose, somewhat	23	26	40	22	22	26	19
Common EU energy policy	Support, strongly & Support, somewhat	73	67	57	71	72	70	75
	Oppose, strongly & Oppose, somewhat	25	30	41	27	25	28	21
Common EU fiscal policy	Support, strongly & Support, somewhat	66	59	48	61	62	65	70
	Oppose, strongly & Oppose, somewhat	31	35	50	36	34	30	23

STANCE ON COMMON EU POLICIES IN KEY AREAS

Analysis based on Region

Region (NUTS 1)		Attica	Northern Greece	Aegean islands & Crete	Central Greece
		Common EU defense policy and an EU military force	Support, strongly & Support, somewhat	74	77
	Oppose, strongly & Oppose, somewhat	23	20	18	27
Common EU foreign policy	Support, strongly & Support, somewhat	73	75	77	68
	Oppose, strongly & Oppose, somewhat	25	23	19	29
Common EU energy policy	Support, strongly & Support, somewhat	71	70	67	68
	Oppose, strongly & Oppose, somewhat	27	26	27	30
Common EU fiscal policy	Support, strongly & Support, somewhat	63	62	66	61
	Oppose, strongly & Oppose, somewhat	34	34	28	34

STANCE ON COMMON EU POLICIES IN KEY AREAS

Analysis based on Education

Education		Primary	Secondary	Tertiary / Post-graduate
Common EU defense policy and an EU military force	Support, strongly & Support, somewhat	65	75	76
	Oppose, strongly & Oppose, somewhat	27	22	22
Common EU foreign policy	Support, strongly & Support, somewhat	59	70	76
	Oppose, strongly & Oppose, somewhat	30	27	22
Common EU energy policy	Support, strongly & Support, somewhat	61	66	73
	Oppose, strongly & Oppose, somewhat	26	32	25
Common EU fiscal policy	Support, strongly & Support, somewhat	51	61	65
	Oppose, strongly & Oppose, somewhat	30	33	34

STANCE ON COMMON EU POLICIES IN KEY AREAS

Analysis based on Social Class

Social class (self-placement)		Lower	Middle – Lower middle	Upper middle – Upper
Common EU defense policy and an EU military force	Support, strongly & Support, somewhat	55	74	81
	Oppose, strongly & Oppose, somewhat	39	24	18
Common EU foreign policy	Support, strongly & Support, somewhat	53	71	79
	Oppose, strongly & Oppose, somewhat	38	27	19
Common EU energy policy	Support, strongly & Support, somewhat	50	68	78
	Oppose, strongly & Oppose, somewhat	41	29	21
Common EU fiscal policy	Support, strongly & Support, somewhat	40	60	70
	Oppose, strongly & Oppose, somewhat	49	36	26

STANCE ON COMMON EU POLICIES IN KEY AREAS

Analysis based on Occupation

Occupation		Public Servant	Private employee	Self-employed	Pensioner	Unemployed	Other
Common EU defense policy and an EU military force	Support, strongly & Support, somewhat	71	76	80	78	61	72
	Oppose, strongly & Oppose, somewhat	26	23	18	19	36	24
Common EU foreign policy	Support, strongly & Support, somewhat	73	73	77	75	58	69
	Oppose, strongly & Oppose, somewhat	25	26	21	22	38	27
Common EU energy policy	Support, strongly & Support, somewhat	68	69	74	73	57	66
	Oppose, strongly & Oppose, somewhat	30	29	24	23	40	29
Common EU fiscal policy	Support, strongly & Support, somewhat	59	63	67	68	46	56
	Oppose, strongly & Oppose, somewhat	37	34	30	27	47	36

STANCE ON COMMON EU POLICIES IN KEY AREAS

Analysis based on Financial Status

Financial Status		I do not make ends meet & I make ends meet with great difficulty	I make ends meet but I do not save	I am financially comfortable
Common EU defense policy and an EU military force	Support, strongly & Support, somewhat	66	80	88
	Oppose, strongly & Oppose, somewhat	31	18	10
Common EU foreign policy	Support, strongly & Support, somewhat	65	78	83
	Oppose, strongly & Oppose, somewhat	33	19	13
Common EU energy policy	Support, strongly & Support, somewhat	60	75	87
	Oppose, strongly & Oppose, somewhat	36	23	13
Common EU fiscal policy	Support, strongly & Support, somewhat	52	69	77
	Oppose, strongly & Oppose, somewhat	43	27	18

STANCE ON COMMON EU POLICIES IN KEY AREAS

Analysis based on Ideology

Ideology		Left (+ far left)	Center-left	Center	Center-right	Right (+ far right)	DK/NA - None
Common EU defense policy and an EU military force	Support, strongly & Support, somewhat	52	80	89	91	74	57
	Oppose, strongly & Oppose, somewhat	44	19	11	9	23	38
Common EU foreign policy	Support, strongly & Support, somewhat	56	77	85	88	69	50
	Oppose, strongly & Oppose, somewhat	41	20	15	11	27	45
Common EU energy policy	Support, strongly & Support, somewhat	56	70	81	84	65	53
	Oppose, strongly & Oppose, somewhat	38	28	17	14	32	40
Common EU fiscal policy	Support, strongly & Support, somewhat	46	63	76	82	56	39
	Oppose, strongly & Oppose, somewhat	49	34	22	16	38	50

STANCE ON COMMON EU POLICIES IN KEY AREAS

Analysis based on Party affiliation

Party affiliation (Vote in 2019 elections)		ND	SYRIZA	KINAL	Smaller Parties	Abstention / Blank-invalid/NA
Common EU defense policy and an EU military force	Support, strongly & Support, somewhat	90	73	92	48	67
	Oppose, strongly & Oppose, somewhat	9	24	8	51	28
Common EU foreign policy	Support, strongly & Support, somewhat	89	71	90	43	65
	Oppose, strongly & Oppose, somewhat	10	26	10	55	30
Common EU energy policy	Support, strongly & Support, somewhat	84	72	84	40	61
	Oppose, strongly & Oppose, somewhat	15	26	14	57	31
Common EU fiscal policy	Support, strongly & Support, somewhat	79	57	83	35	54
	Oppose, strongly & Oppose, somewhat	17	39	13	61	39

SEPTEMBER 2022

Nationwide survey


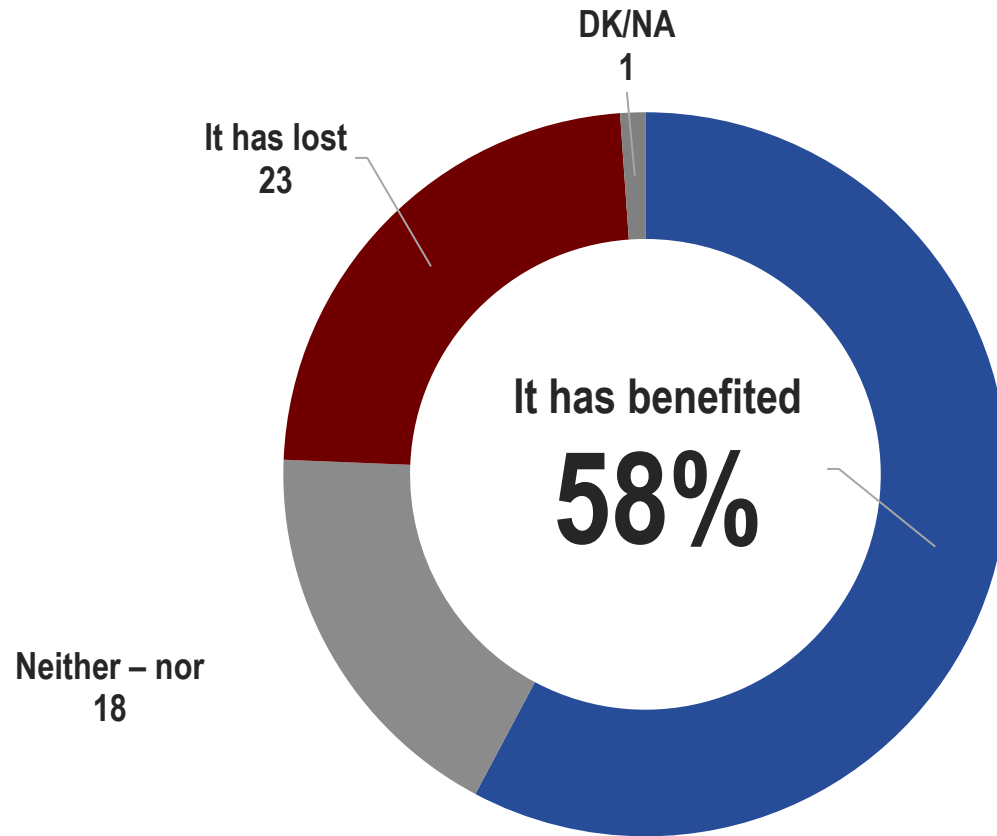
EUROPE: The image of Europe in Greece today

SECTION 2

Greece in the EU / Reviewing the past and assessing the future

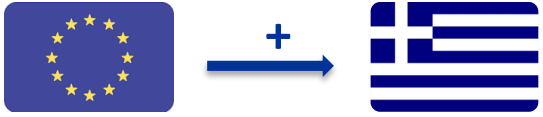
HAS GREECE BENEFITED FROM EU MEMBERSHIP?

If you make an overall assessment of Greece's progress in the EU to date, do you think that our country has benefited or not from its participation in it?

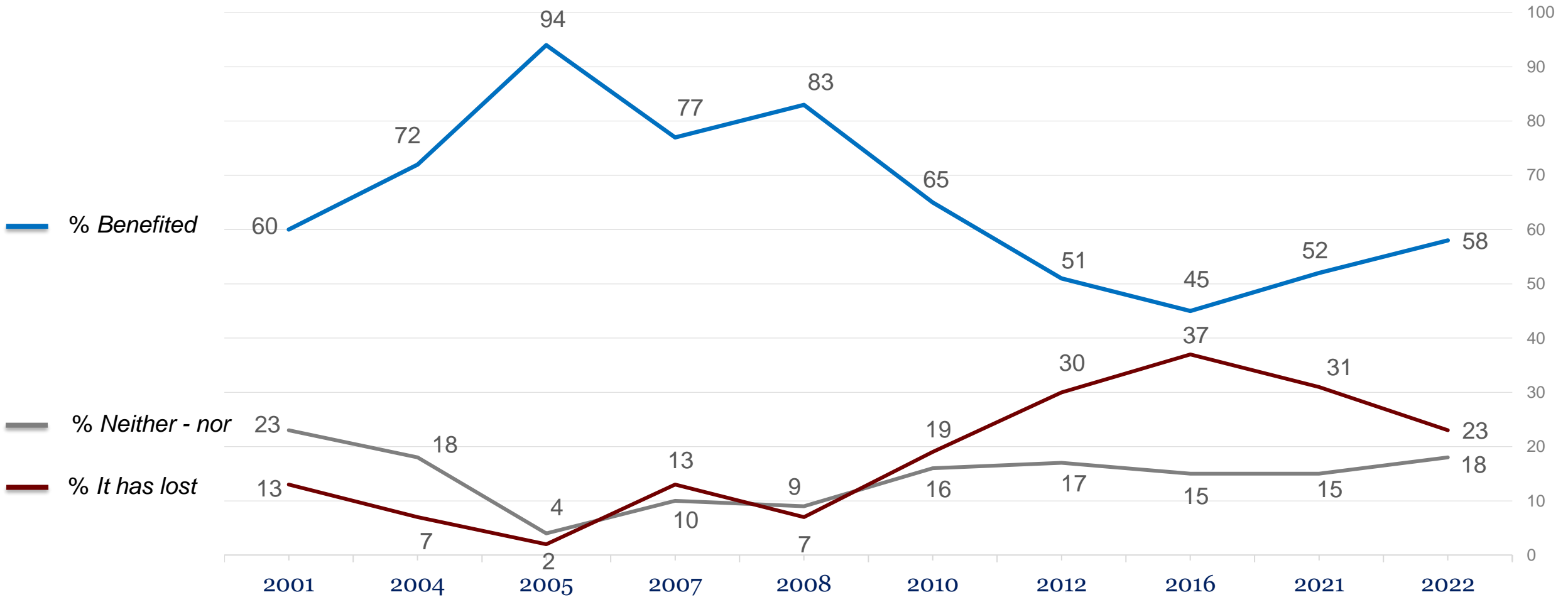


HAS GREECE BENEFITED FROM EU MEMBERSHIP? 2001 – 2022

If you make an overall assessment of Greece's progress in the EU to date, do you think that our country has benefited or not from its participation in it?



Source: Kapa Research archives



HAS GREECE BENEFITED FROM EU MEMBERSHIP?

Analysis based on Gender, Age and Region

Gender & Age

	Male	Female	17 - 34	35 - 44	45 - 54	55 - 64	65+
It has benefited	59	57	49	57	55	57	68
Neither – nor	16	19	22	19	22	15	14
It has lost	24	23	28	22	22	27	18
DK/NA	1	1	1	2	2	1	-

Region (NUTS 1)

	Attica	Northern Greece	Aegean islands & Crete	Central Greece
It has benefited	59	55	64	56
Neither – nor	15	22	16	19
It has lost	25	21	20	24
DK/NA	1	2	1	-

HAS GREECE BENEFITED FROM EU MEMBERSHIP?

Analysis based on Education and Social Class

Education

	Primary	Secondary	Tertiary / Post-graduate
It has benefited	53	54	61
Neither – nor	18	18	17
It has lost	28	26	21
DK/NA	1	1	1

Social class (self-placement)

	Lower	Middle – Lower middle	Upper middle – Upper
It has benefited	40	54	67
Neither – nor	19	19	15
It has lost	39	25	17
DK/NA	2	1	1

HAS GREECE BENEFITED FROM EU MEMBERSHIP?

Analysis based on Occupation and Financial Status

Occupation	Public Servant	Private employee	Self-employed	Pensioner	Unemployed	Other
It has benefited	55	55	57	64	54	61
Neither – nor	22	18	19	14	18	16
It has lost	23	25	23	21	26	22
DK/NA	1	2	2	-	2	1

Financial Status	I do not make ends meet & I make ends meet with great difficulty	I make ends meet but I do not save	I am financially comfortable
It has benefited	42	68	79
Neither – nor	22	16	9
It has lost	36	15	9
DK/NA	1	1	3

HAS GREECE BENEFITED FROM EU MEMBERSHIP?

Analysis based on Ideology and Party affiliation

Ideology

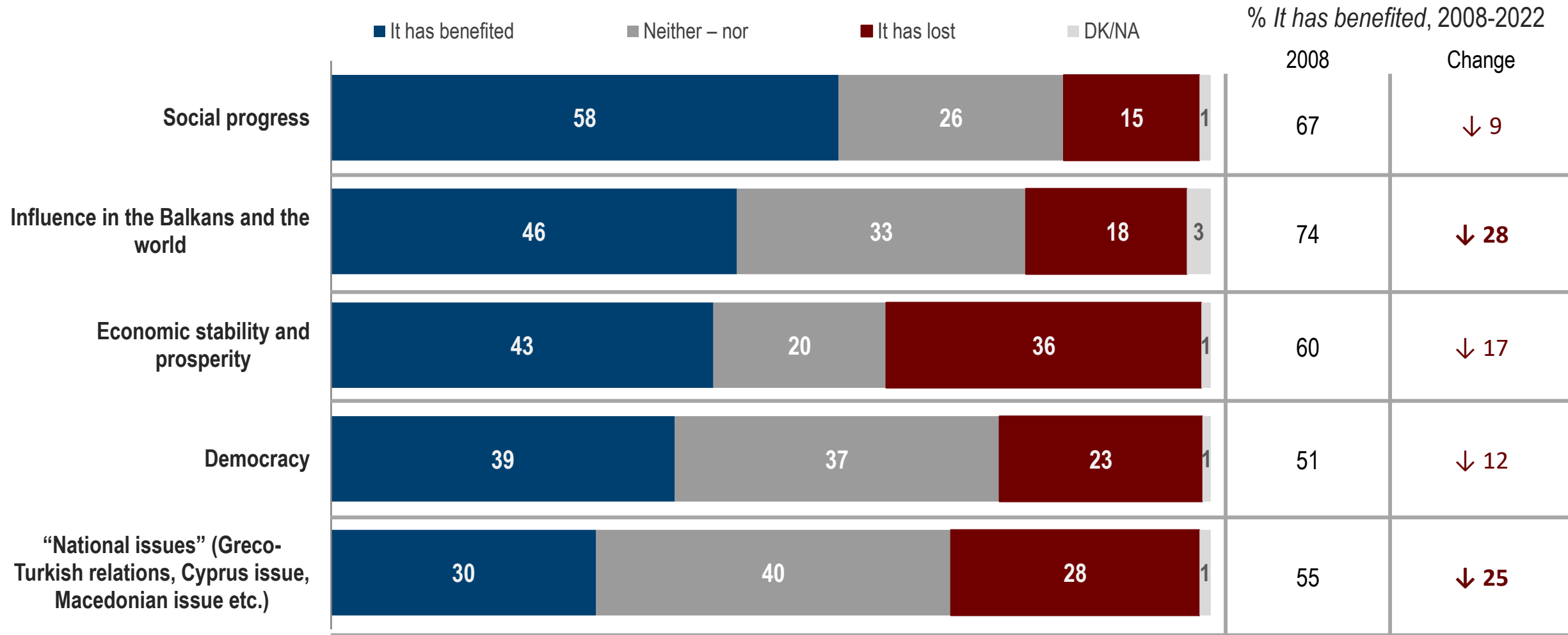
	Left (+ far left)	Center-left	Center	Center-right	Right (+ far right)	DK/NA - None
It has benefited	32	56	75	85	58	28
Neither – nor	26	22	12	7	17	24
It has lost	40	21	13	7	23	44
DK/NA	2	1	-	-	2	4

Party affiliation (Vote in 2019 elections)

	ND	SYRIZA	KINAL	Smaller Parties	Abstention / Blank-invalid/NA
It has benefited	81	48	84	26	46
Neither – nor	9	27	9	21	22
It has lost	9	25	7	50	30
DK/NA	-	1	-	3	2

POLICY AREAS WHERE GREECE BENEFITED/LOST FROM EU MEMBERSHIP

More specifically, in which of the following sectors has Greece benefited or lost from its participation in the European Union?



POLICY AREAS WHERE GREECE BENEFITED/LOST FROM EU MEMBERSHIP

Analysis based on Gender and Age

Gender & Age

		Male	Female	17 - 34	35 - 44	45 - 54	55 - 64	65+
Social progress	It has benefited	58	58	55	59	60	54	60
	Neither – nor	25	26	29	25	24	25	26
	It has lost	17	14	16	15	15	19	12
Influence in the Balkans and the world	It has benefited	49	43	39	45	43	47	54
	Neither – nor	28	37	37	33	36	33	26
	It has lost	21	16	21	19	19	18	16
Economic stability and prosperity	It has benefited	49	38	37	42	42	43	51
	Neither – nor	17	23	21	17	21	19	21
	It has lost	34	38	41	41	36	37	27
Democracy	It has benefited	42	36	34	34	36	38	52
	Neither – nor	33	41	29	45	42	38	29
	It has lost	24	22	36	21	22	24	17
“National issues” (Greco-Turkish relations, Cyprus issue, Macedonian issue etc.)	It has benefited	31	29	25	28	26	30	39
	Neither – nor	39	42	42	43	46	35	37
	It has lost	29	27	33	27	26	35	21

POLICY AREAS WHERE GREECE BENEFITED/LOST FROM EU MEMBERSHIP

Analysis based on Region

Region (NUTS 1)		Attica	Northern Greece	Aegean islands & Crete	Central Greece
Social progress	It has benefited	58	58	56	57
	Neither – nor	24	26	35	24
	It has lost	16	15	9	18
Influence in the Balkans and the world	It has benefited	44	47	52	47
	Neither – nor	33	34	33	31
	It has lost	19	17	14	20
Economic stability and prosperity	It has benefited	45	42	48	40
	Neither – nor	18	20	21	21
	It has lost	36	36	30	38
Democracy	It has benefited	40	35	43	41
	Neither – nor	36	39	39	35
	It has lost	23	25	18	23
“National issues” (Greco-Turkish relations, Cyprus issue, Macedonian issue etc.)	It has benefited	29	29	32	32
	Neither – nor	39	41	44	40
	It has lost	31	27	24	27

POLICY AREAS WHERE GREECE BENEFITED/LOST FROM EU MEMBERSHIP

Analysis based on Education

Education		Primary	Secondary	Tertiary / Post-graduate
Social progress	It has benefited	46	54	62
	Neither – nor	31	27	24
	It has lost	18	17	13
Influence in the Balkans and the world	It has benefited	39	43	49
	Neither – nor	38	32	33
	It has lost	17	21	16
Economic stability and prosperity	It has benefited	31	40	48
	Neither – nor	28	21	18
	It has lost	39	38	34
Democracy	It has benefited	40	36	42
	Neither – nor	29	37	37
	It has lost	28	25	21
“National issues” (Greco-Turkish relations, Cyprus issue, Macedonian issue etc.)	It has benefited	31	27	32
	Neither – nor	29	41	41
	It has lost	36	29	26

POLICY AREAS WHERE GREECE BENEFITED/LOST FROM EU MEMBERSHIP

Analysis based on Social Class

Social class (self-placement)

		Lower	Middle – Lower middle	Upper middle – Upper
Social progress	It has benefited	33	53	69
	Neither – nor	35	29	19
	It has lost	28	16	11
Influence in the Balkans and the world	It has benefited	28	43	56
	Neither – nor	35	36	28
	It has lost	31	19	14
Economic stability and prosperity	It has benefited	24	38	56
	Neither – nor	18	20	19
	It has lost	55	40	25
Democracy	It has benefited	21	36	47
	Neither – nor	39	36	38
	It has lost	36	26	15
“National issues” (Greco-Turkish relations, Cyprus issue, Macedonian issue etc.)	It has benefited	15	26	39
	Neither – nor	34	43	38
	It has lost	46	29	23

POLICY AREAS WHERE GREECE BENEFITED/LOST FROM EU MEMBERSHIP

Analysis based on Occupation

Occupation		Public Servant	Private employee	Self-employed	Pensioner	Unemployed	Other
Social progress	It has benefited	60	57	63	57	40	57
	Neither – nor	23	26	21	27	41	25
	It has lost	16	15	16	14	16	17
Influence in the Balkans and the world	It has benefited	42	43	46	54	46	47
	Neither – nor	38	33	33	28	35	32
	It has lost	19	22	20	14	14	17
Economic stability and prosperity	It has benefited	41	41	46	47	34	47
	Neither – nor	20	20	19	19	20	22
	It has lost	39	37	35	33	44	31
Democracy	It has benefited	31	36	44	45	26	46
	Neither – nor	43	41	31	32	42	35
	It has lost	26	22	24	20	29	19
“National issues” (Greco-Turkish relations, Cyprus issue, Macedonian issue etc.)	It has benefited	28	25	30	35	26	39
	Neither – nor	37	46	44	35	36	40
	It has lost	33	28	26	28	36	21

POLICY AREAS WHERE GREECE BENEFITED/LOST FROM EU MEMBERSHIP

Analysis based on Financial Status

Financial Status

		I do not make ends meet & I make ends meet with great difficulty	I make ends meet but I do not save	I am financially comfortable
Social progress	It has benefited	44	67	76
	Neither – nor	30	23	19
	It has lost	25	9	4
Influence in the Balkans and the world	It has benefited	33	55	62
	Neither – nor	38	30	26
	It has lost	26	13	7
Economic stability and prosperity	It has benefited	26	55	69
	Neither – nor	20	21	13
	It has lost	53	24	16
Democracy	It has benefited	26	48	56
	Neither – nor	37	37	34
	It has lost	35	15	9
“National issues” (Greco-Turkish relations, Cyprus issue, Macedonian issue etc.)	It has benefited	19	38	45
	Neither – nor	38	42	42
	It has lost	41	20	13

POLICY AREAS WHERE GREECE BENEFITED/LOST FROM EU MEMBERSHIP

Analysis based on Ideology

Ideology		Left (+ far left)	Center-left	Center	Center-right	Right (+ far right)	DK/NA - None
Social progress	It has benefited	40	59	72	77	56	30
	Neither – nor	36	27	21	14	25	34
	It has lost	23	12	7	9	16	33
Influence in the Balkans and the world	It has benefited	29	47	62	63	39	27
	Neither – nor	47	37	23	26	34	25
	It has lost	22	14	13	9	22	41
Economic stability and prosperity	It has benefited	15	39	60	70	50	19
	Neither – nor	26	18	18	16	20	22
	It has lost	58	42	22	14	27	56
Democracy	It has benefited	24	36	52	58	38	17
	Neither – nor	39	41	35	33	39	32
	It has lost	36	22	12	9	22	48
“National issues” (Greco-Turkish relations, Cyprus issue, Macedonian issue etc.)	It has benefited	12	25	41	49	33	17
	Neither – nor	43	44	40	35	43	34
	It has lost	45	29	18	15	23	45


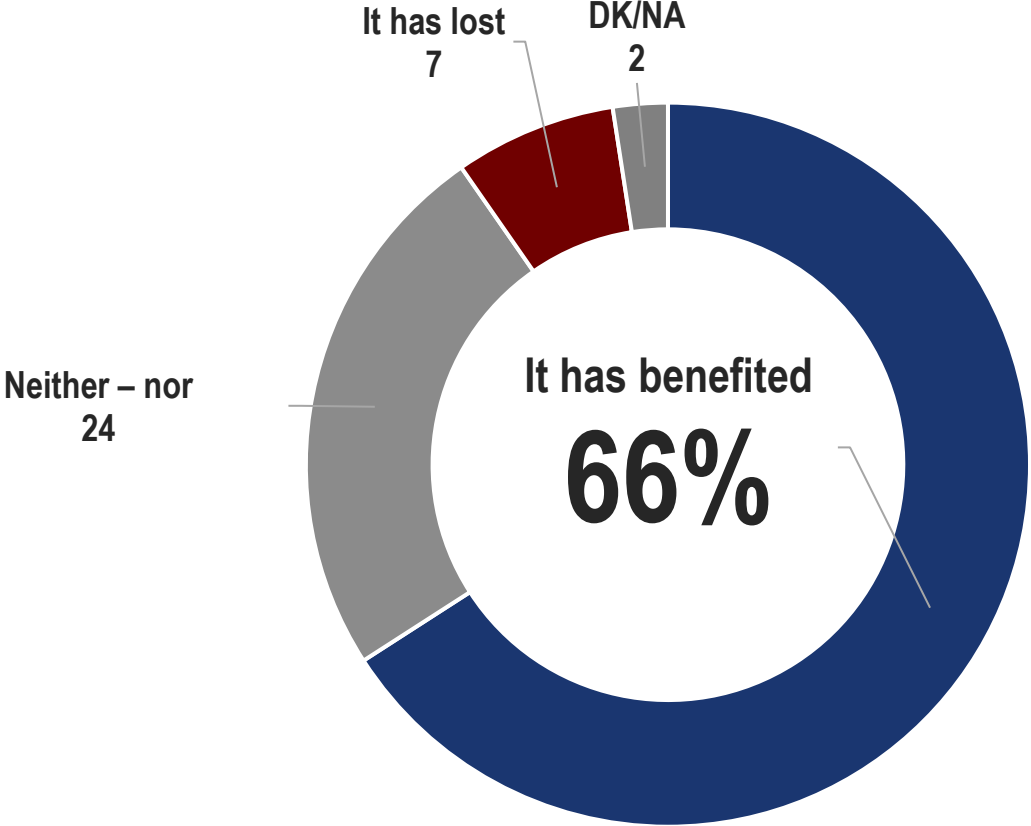
POLICY AREAS WHERE GREECE BENEFITED/LOST FROM EU MEMBERSHIP

Analysis based on Party affiliation

Party affiliation (Vote in 2019 elections)		ND	SYRIZA	KINAL	Smaller Parties	Abstention / Blank-invalid/NA
Social progress	It has benefited	74	53	76	33	47
	Neither – nor	18	30	20	32	31
	It has lost	7	15	4	34	20
Influence in the Balkans and the world	It has benefited	62	41	68	19	40
	Neither – nor	26	39	23	40	34
	It has lost	9	16	9	39	24
Economic stability and prosperity	It has benefited	69	25	68	20	32
	Neither – nor	15	25	14	20	25
	It has lost	16	48	18	60	40
Democracy	It has benefited	56	34	52	18	26
	Neither – nor	35	39	40	33	42
	It has lost	9	25	7	49	31
“National issues” (Greco-Turkish relations, Cyprus issue, Macedonian issue etc.)	It has benefited	47	20	44	12	24
	Neither – nor	38	46	38	38	39
	It has lost	14	31	17	50	35

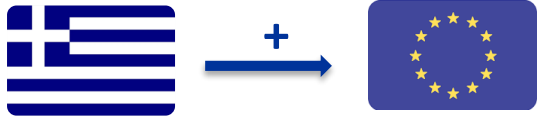
HAS THE EU BENEFITED FROM GREEK MEMBERSHIP?

On the other hand, do you think that the E.U. benefited or not from Greece's membership?

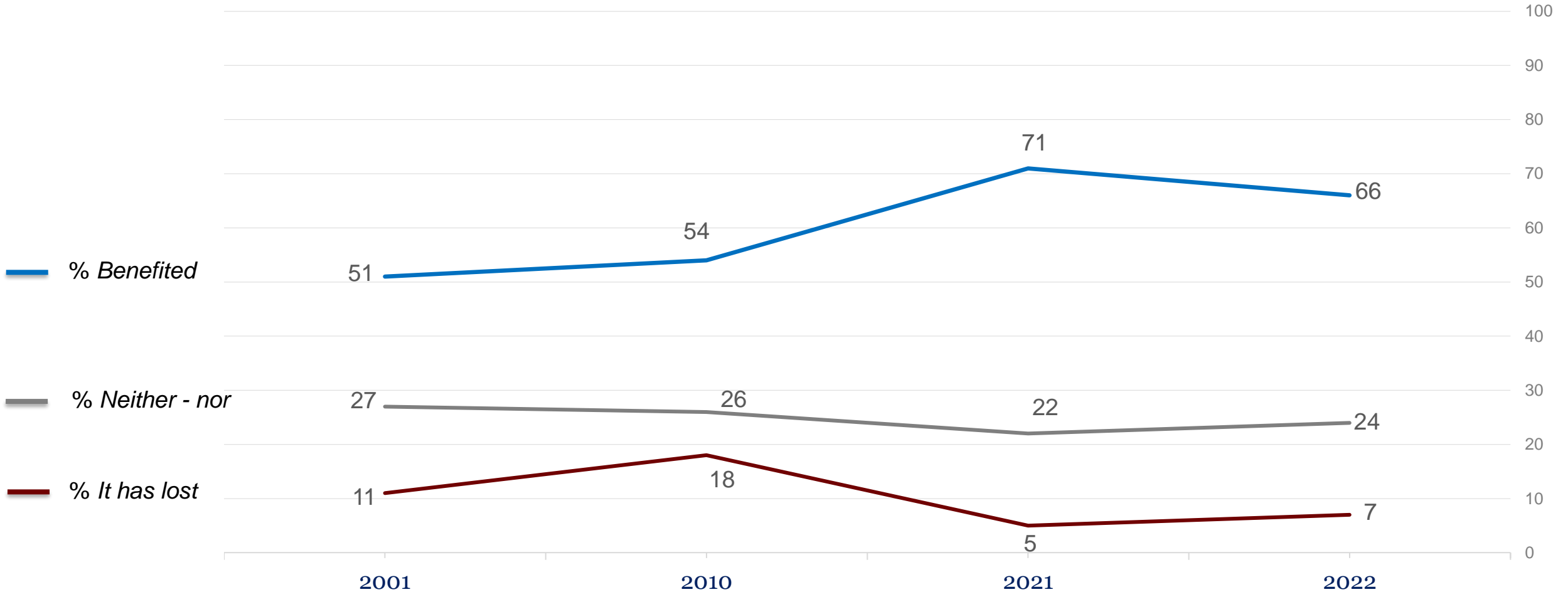


HAS THE EU BENEFITED FROM GREEK MEMBERSHIP? 2001 – 2022

On the other hand, do you think that the E.U. benefited or not from Greece's membership?



Source: Kapa Research archives



HAS THE EU BENEFITED FROM GREEK MEMBERSHIP?

Analysis based on Gender, Age and Region

Gender & Age

	Male	Female	17 - 34	35 - 44	45 - 54	55 - 64	65+
It has benefited	63	68	56	59	64	70	75
Neither – nor	25	24	31	29	26	22	17
It has lost	9	5	14	8	8	5	4
DK/NA	3	2	-	3	2	3	3

Region (NUTS 1)

	Attica	Northern Greece	Aegean islands & Crete	Central Greece
It has benefited	67	64	63	68
Neither – nor	24	26	25	23
It has lost	7	7	8	8
DK/NA	2	3	4	1

HAS THE EU BENEFITED FROM GREEK MEMBERSHIP?

Analysis based on Education and Social Class

Education

	Primary	Secondary	Tertiary / Post-graduate
It has benefited	66	69	64
Neither – nor	21	21	27
It has lost	9	7	7
DK/NA	4	3	2

Social class (self-placement)

	Lower	Middle – Lower middle	Upper middle – Upper
It has benefited	61	63	71
Neither – nor	20	27	22
It has lost	15	7	6
DK/NA	4	3	2

HAS THE EU BENEFITED FROM GREEK MEMBERSHIP?

Analysis based on Occupation and Financial Status

Occupation	Public Servant	Private employee	Self-employed	Pensioner	Unemployed	Other
	It has benefited	61	64	62	75	65
Neither – nor	30	26	25	18	27	22
It has lost	7	8	9	5	8	6
DK/NA	2	3	4	3	-	1

Financial Status	I do not make ends meet & I make ends meet with great difficulty	I make ends meet but I do not save	I am financially comfortable
	It has benefited	65	68
Neither – nor	24	24	25
It has lost	9	6	6
DK/NA	2	3	4

HAS THE EU BENEFITED FROM GREEK MEMBERSHIP?

Analysis based on Ideology and Party affiliation

Ideology

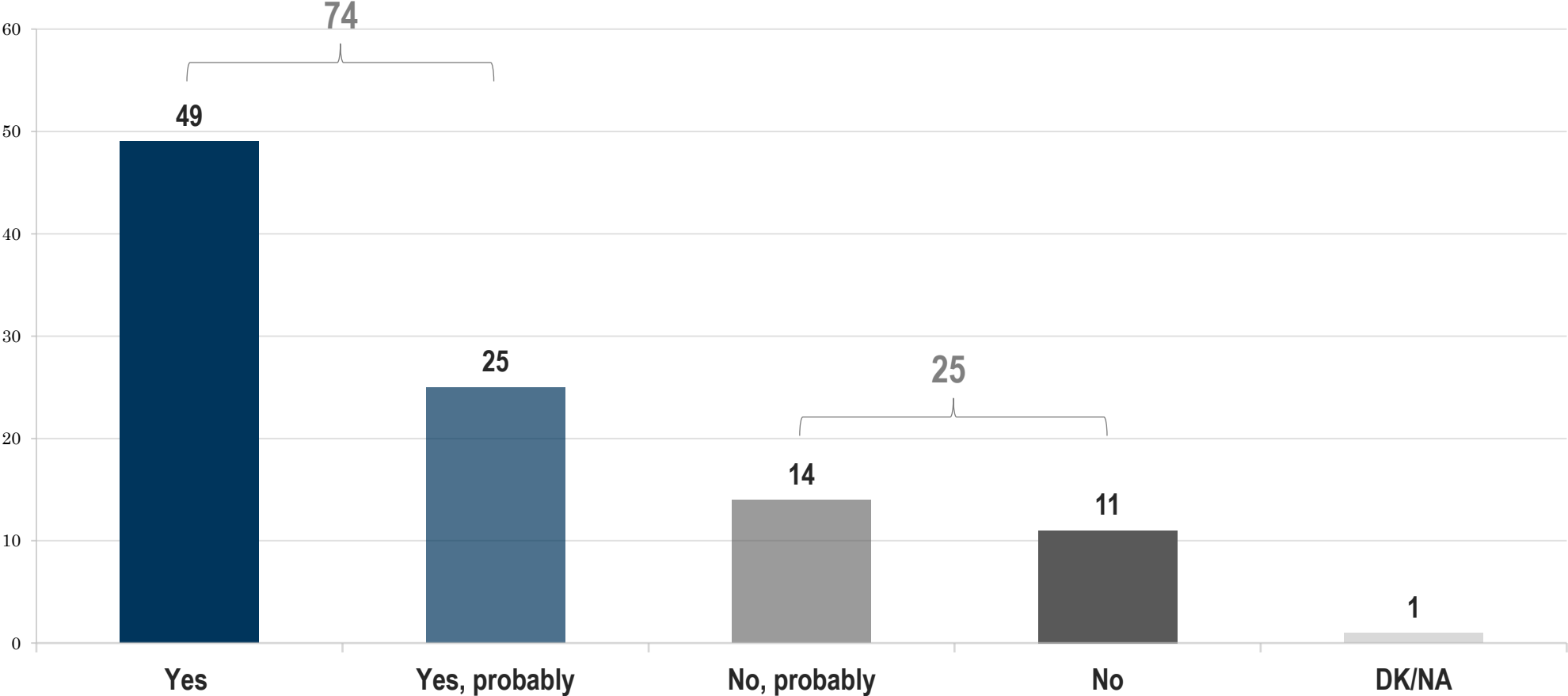
	Left (+ far left)	Center-left	Center	Center-right	Right (+ far right)	DK/NA - None
It has benefited	62	64	70	69	60	72
Neither – nor	29	31	20	23	25	14
It has lost	6	3	7	7	13	11
DK/NA	3	2	4	1	3	3

Party affiliation (Vote in 2019 elections)

	ND	SYRIZA	KINAL	Smaller Parties	Abstention / Blank-invalid/NA
It has benefited	69	61	75	67	62
Neither – nor	22	32	20	19	23
It has lost	7	5	3	12	10
DK/NA	1	2	2	3	4

DOES GREECE BELONG TO EUROPE?

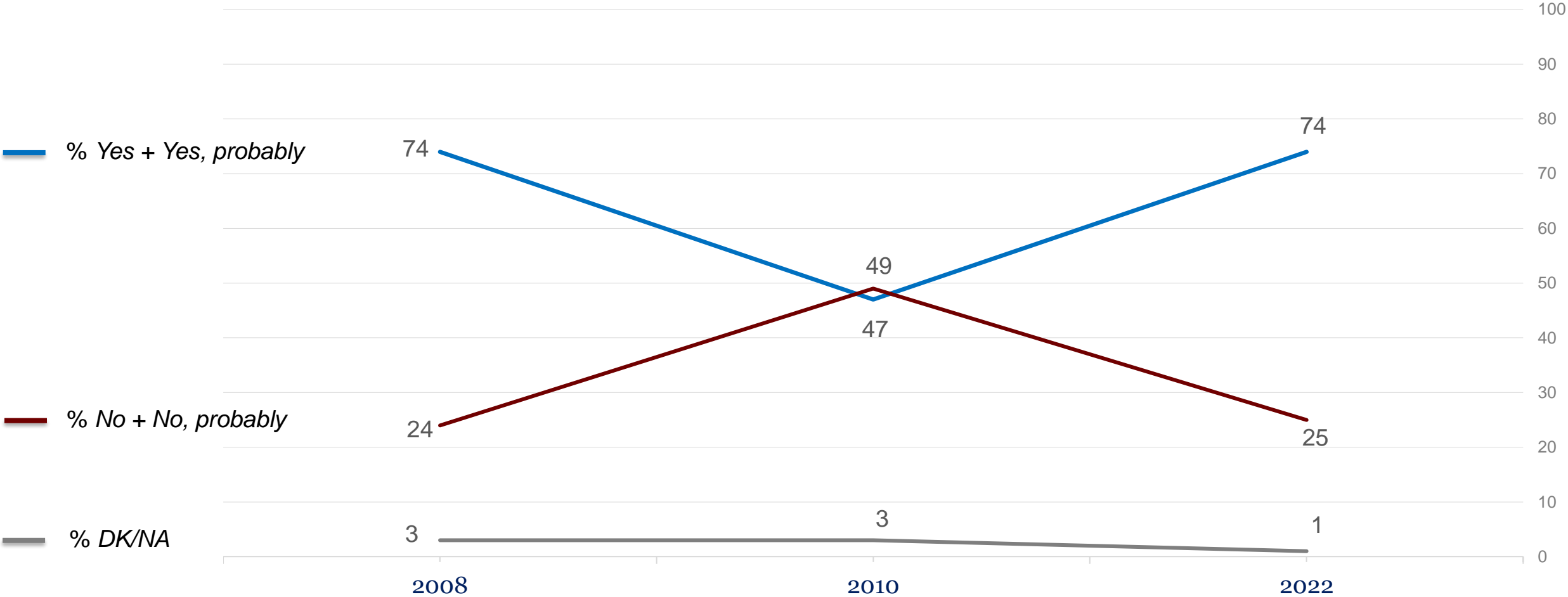
Do you feel that Greece belongs in today's EU?



DOES GREECE BELONG TO EUROPE? 2008 – 2022

Do you feel that Greece belongs in today's EU?

Source: Kapa Research archives



DOES GREECE BELONG TO EUROPE?

Analysis based on Gender, Age and Region

Gender & Age

	Male	Female	17 - 34	35 - 44	45 - 54	55 - 64	65+
Yes	48	50	41	44	47	48	60
Yes, probably	27	23	24	25	28	26	22
No, probably	14	15	17	19	14	13	9
No	11	12	18	11	11	11	8
DK/NA	1	1	-	1	-	2	-

Region (NUTS 1)

	Attica	Northern Greece	Aegean islands & Crete	Central Greece
Yes	52	47	49	45
Yes, probably	23	26	27	26
No, probably	13	17	13	14
No	11	8	11	15
DK/NA	1	1	1	-

DOES GREECE BELONG TO EUROPE?

Analysis based on Education and Social Class

Education

	Primary	Secondary	Tertiary / Post-graduate
Yes	53	46	51
Yes, probably	27	25	25
No, probably	8	15	14
No	11	13	10
DK/NA	1	1	-

Social class (self-placement)

	Lower	Middle – Lower middle	Upper middle – Upper
Yes	33	44	59
Yes, probably	30	26	22
No, probably	14	16	11
No	21	12	8
DK/NA	2	1	-

DOES GREECE BELONG TO EUROPE?

Analysis based on Occupation and Financial Status

Occupation

	Public Servant	Private employee	Self-employed	Pensioner	Unemployed	Other
Yes	41	43	50	58	48	54
Yes, probably	31	27	21	22	26	25
No, probably	18	14	18	10	12	9
No	9	15	10	10	11	13
DK/NA	1	1	-	-	3	-

Financial Status

	I do not make ends meet & I make ends meet with great difficulty	I make ends meet but I do not save	I am financially comfortable
Yes	35	56	70
Yes, probably	25	26	22
No, probably	22	10	3
No	17	8	5
DK/NA	1	-	-

DOES GREECE BELONG TO EUROPE?

Analysis based on Ideology and Party affiliation

Ideology

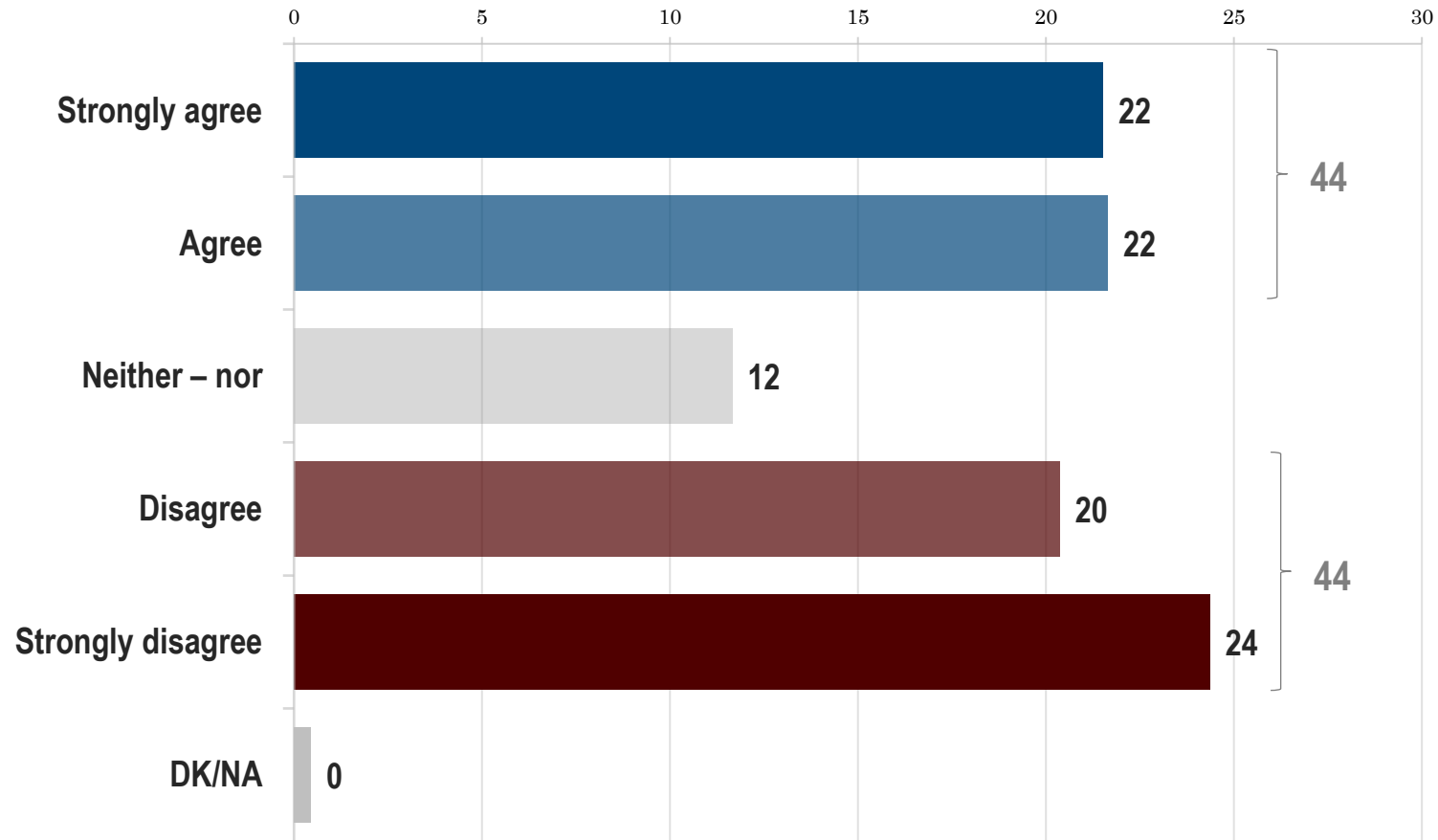
	Left (+ far left)	Center-left	Center	Center-right	Right (+ far right)	DK/NA - None
Yes	30	42	59	73	54	30
Yes, probably	32	29	27	17	18	26
No, probably	23	20	10	5	12	12
No	14	8	4	5	16	29
DK/NA	1	1	-	-	-	3

Party affiliation (Vote in 2019 elections)

	ND	SYRIZA	KINAL	Smaller Parties	Abstention / Blank-invalid/NA
Yes	70	37	65	27	38
Yes, probably	20	31	21	25	29
No, probably	6	21	11	20	16
No	4	10	3	28	15
DK/NA	-	1	-	-	2

IS GREECE AN EQUAL PARTNER WITHIN THE EU?

Do you agree or disagree with the following view? "Greece is an equal partner within the EU"



“Greece is an equal partner within the EU”

Analysis based on Gender, Age and Region

Gender & Age

	Male	Female	17 - 34	35 - 44	45 - 54	55 - 64	65+
Strongly agree	21	22	16	21	20	20	29
Agree	25	19	17	19	21	23	26
Neither – nor	12	12	12	14	15	11	7
Disagree	20	21	18	24	23	21	16
Strongly disagree	22	27	38	23	21	24	20
DK/NA	1	-	-	-	-	1	1

Region (NUTS 1)

	Attica	Northern Greece	Aegean islands & Crete	Central Greece
Strongly agree	22	19	27	21
Agree	25	19	22	20
Neither – nor	11	14	10	10
Disagree	17	26	17	21
Strongly disagree	24	22	24	27
DK/NA	-	1	1	-

“Greece is an equal partner within the EU”

Analysis based on Education and Social Class

Education

	Primary	Secondary	Tertiary / Post-graduate
Strongly agree	31	22	20
Agree	13	19	24
Neither – nor	4	11	13
Disagree	13	22	20
Strongly disagree	35	25	22
DK/NA	4	1	-

Social class (self-placement)

	Lower	Middle – Lower middle	Upper middle – Upper
Strongly agree	11	18	29
Agree	10	20	26
Neither – nor	8	14	10
Disagree	18	24	15
Strongly disagree	51	23	19
DK/NA	3	-	-

“Greece is an equal partner within the EU”

Analysis based on Occupation and Financial Status

Occupation	Public Servant	Private employee	Self-employed	Pensioner	Unemployed	Other
Strongly agree	16	19	22	27	15	30
Agree	20	23	22	25	15	17
Neither – nor	19	11	10	9	14	9
Disagree	25	20	21	18	20	18
Strongly disagree	21	26	25	20	35	25
DK/NA	-	-	-	1	1	2

Financial Status	I do not make ends meet & I make ends meet with great difficulty	I make ends meet but I do not save	I am financially comfortable
Strongly agree	14	27	30
Agree	12	29	30
Neither – nor	13	11	10
Disagree	26	15	18
Strongly disagree	34	18	11
DK/NA	1	-	-

“Greece is an equal partner within the EU”

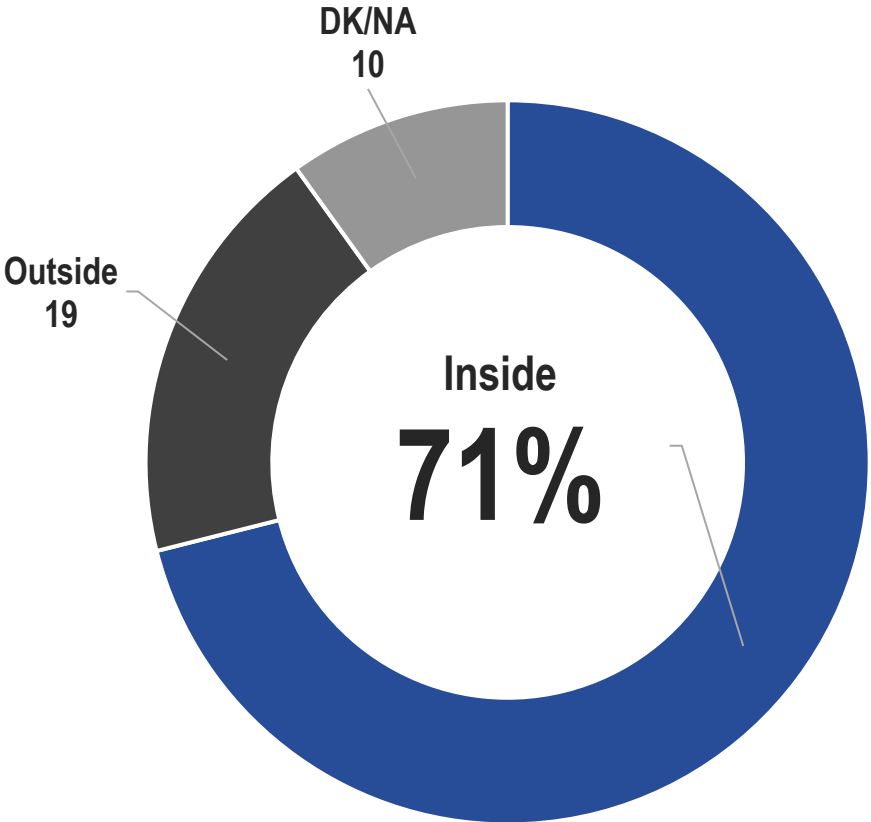
Analysis based on Ideology and Party affiliation

Ideology	Left (+ far left)	Center-left	Center	Center-right	Right (+ far right)	DK/NA - None
Strongly agree	6	11	33	38	31	12
Agree	13	21	29	34	19	7
Neither – nor	11	15	10	9	9	16
Disagree	30	31	15	10	13	18
Strongly disagree	41	21	13	9	27	45
DK/NA	1	-	-	-	1	2

Party affiliation (Vote in 2019 elections)	ND	SYRIZA	KINAL	Smaller Parties	Abstention / Blank-invalid/NA
Strongly agree	38	10	28	9	16
Agree	31	15	39	9	18
Neither – nor	11	15	11	8	14
Disagree	10	33	16	23	21
Strongly disagree	10	27	6	52	30
DK/NA	-	1	-	-	1

THE FUTURE OF GREECE: BETTER IN or OUT OF THE EU?

Is the future of Greece better inside or outside the EU?



THE FUTURE OF GREECE: BETTER IN or OUT OF THE EU?

Analysis based on Gender, Age and Region

Gender & Age

	Male	Female	17 - 34	35 - 44	45 - 54	55 - 64	65+
Inside	70	72	64	70	70	70	79
Outside	21	17	26	18	21	19	13
DK/NA	9	10	10	12	9	11	8

Region (NUTS 1)

	Attica	Northern Greece	Aegean islands & Crete	Central Greece
Inside	72	70	74	70
Outside	18	19	18	21
DK/NA	10	11	8	9

THE FUTURE OF GREECE: BETTER IN or OUT OF THE EU?

Analysis based on Education and Social Class

Education

	Primary	Secondary	Tertiary / Post-graduate
Inside	74	67	74
Outside	20	22	16
DK/NA	6	11	10

Social class (self-placement)

	Lower	Middle – Lower middle	Upper middle – Upper
Inside	51	67	81
Outside	30	22	13
DK/NA	19	11	6

THE FUTURE OF GREECE: BETTER IN or OUT OF THE EU?

Analysis based on Occupation and Financial Status

Occupation

	Public Servant	Private employee	Self-employed	Pensioner	Unemployed	Other
Inside	74	67	72	74	65	74
Outside	16	21	20	17	24	16
DK/NA	10	11	8	10	11	10

Financial Status

	I do not make ends meet & I make ends meet with great difficulty	I make ends meet but I do not save	I am financially comfortable
Inside	57	81	88
Outside	30	12	6
DK/NA	13	7	6

THE FUTURE OF GREECE: BETTER IN or OUT OF THE EU?

Analysis based on Ideology and Party affiliation

Ideology

	Left (+ far left)	Center-left	Center	Center-right	Right (+ far right)	DK/NA - None
Inside	50	74	87	88	71	45
Outside	31	17	6	7	26	36
DK/NA	19	9	7	4	3	19

Party affiliation (Vote in 2019 elections)

	ND	SYRIZA	KINAL	Smaller Parties	Abstention / Blank-invalid/NA
Inside	89	71	92	36	59
Outside	7	17	6	48	23
DK/NA	4	12	2	16	18

SEPTEMBER 2022

Nationwide survey

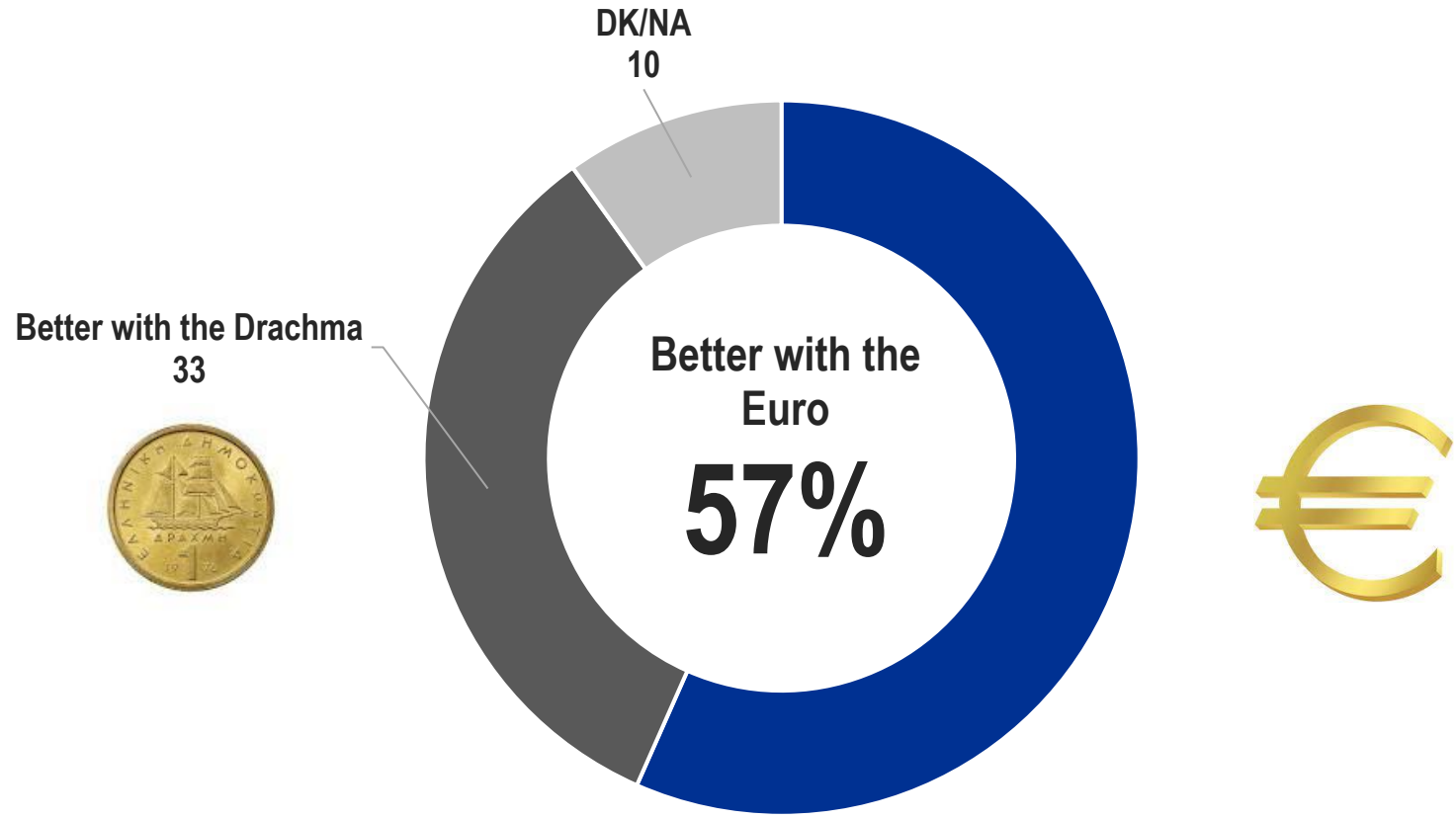
EUROPE: The image of Europe in Greece today

SECTION 3

Greece in the EMU / Appeal of Grexit in 2022

BETTER WITH THE EURO or WITH THE DRACHMA?

Are you satisfied with Greece using the Euro or you think that things would be better if we had kept the Drachma as our official currency?

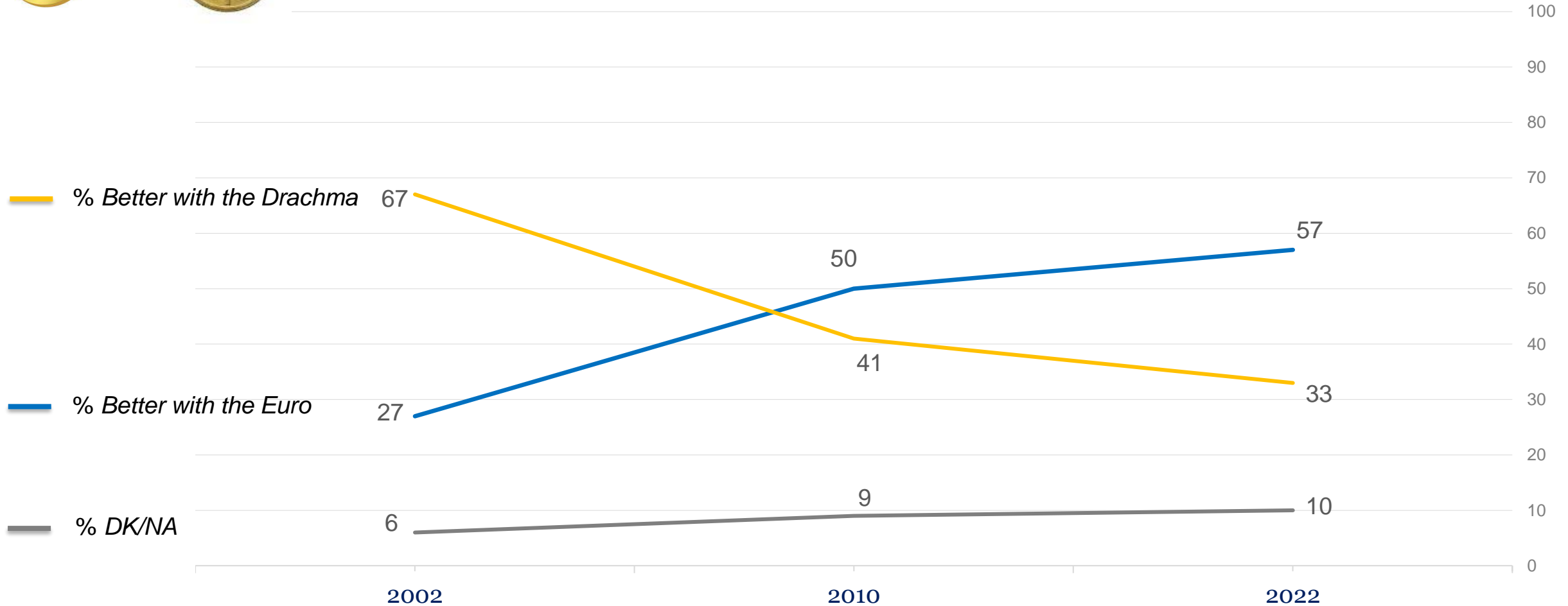


BETTER WITH THE EURO or WITH THE DRACHMA? 2002 – 2022

Are you satisfied with Greece using the Euro or you think that things would be better if we had kept the Drachma as our official currency?



Source: Kapa Research archives



BETTER WITH THE EURO or WITH THE DRACHMA?

Analysis based on Gender, Age and Region

Gender & Age

	Male	Female	17 - 34	35 - 44	45 - 54	55 - 64	65+
Better with the Euro	59	55	49	55	53	57	66
Better with the Drachma	32	35	42	34	37	33	25
DK/NA	10	10	9	11	10	10	9

Region (NUTS 1)

	Attica	Northern Greece	Aegean islands & Crete	Central Greece
Better with the Euro	59	53	61	55
Better with the Drachma	32	37	31	33
DK/NA	9	10	8	12

BETTER WITH THE EURO or WITH THE DRACHMA?

Analysis based on Education and Social Class

Education

	Primary	Secondary	Tertiary / Post-graduate
Better with the Euro	46	55	59
Better with the Drachma	44	38	29
DK/NA	10	8	11

Social class (self-placement)

	Lower	Middle – Lower middle	Upper middle – Upper
Better with the Euro	29	52	69
Better with the Drachma	62	37	23
DK/NA	9	11	8

BETTER WITH THE EURO or WITH THE DRACHMA?

Analysis based on Occupation and Financial Status

Occupation

	Public Servant	Private employee	Self-employed	Pensioner	Unemployed	Other
Better with the Euro	53	54	59	61	48	61
Better with the Drachma	36	38	30	28	38	32
DK/NA	11	8	11	10	13	7

Financial Status

	I do not make ends meet & I make ends meet with great difficulty	I make ends meet but I do not save	I am financially comfortable
Better with the Euro	40	67	81
Better with the Drachma	48	24	16
DK/NA	12	9	3

BETTER WITH THE EURO or WITH THE DRACHMA?

Analysis based on Ideology and Party affiliation

Ideology

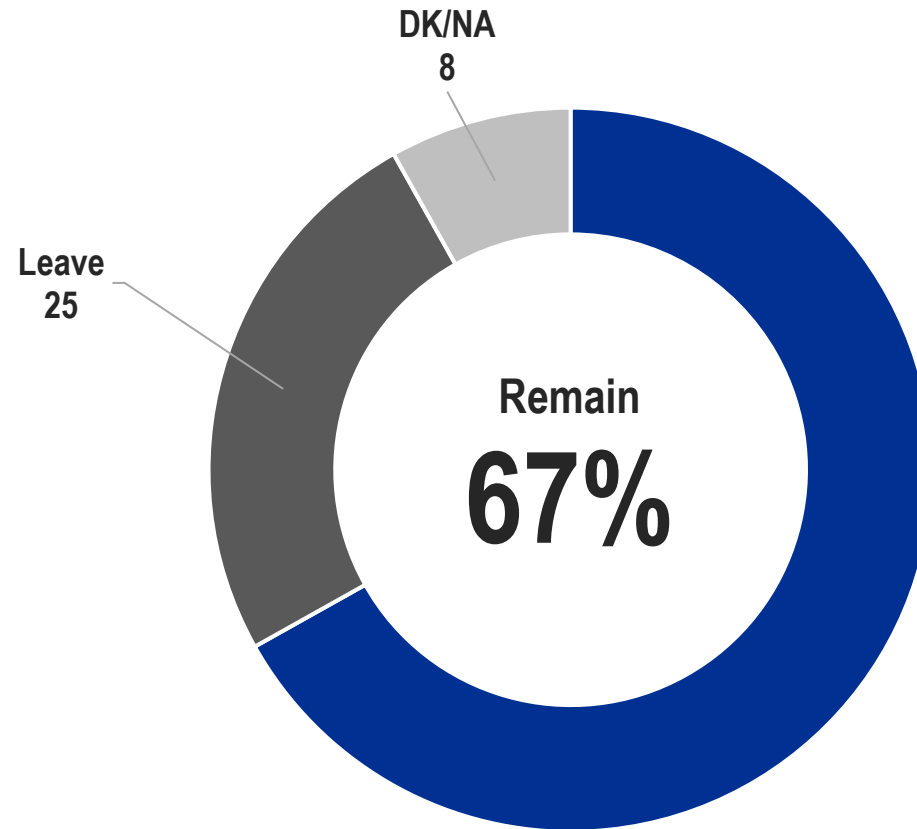
	Left (+ far left)	Center-left	Center	Center-right	Right (+ far right)	DK/NA - None
Better with the Euro	33	55	76	80	55	29
Better with the Drachma	52	34	14	15	40	56
DK/NA	15	11	9	6	5	15

Party affiliation (Vote in 2019 elections)

	ND	SYRIZA	KINAL	Smaller Parties	Abstention / Blank-invalid/NA
Better with the Euro	81	48	87	22	42
Better with the Drachma	15	39	11	69	35
DK/NA	5	13	3	9	23

VOTING INTENTION IN A REFERENDUM ON THE EURO

If tomorrow Greece had a referendum on whether the country should remain or leave the European Monetary Union, what would you vote?

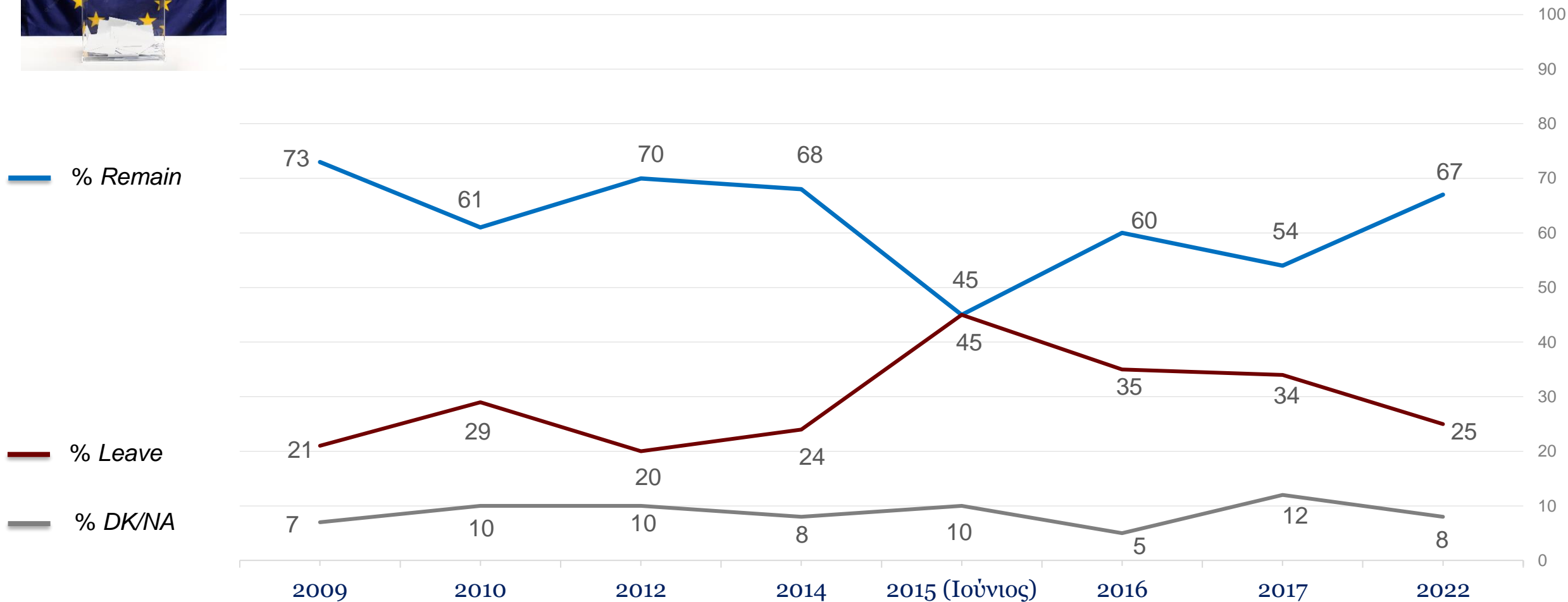


VOTING INTENTION IN A REFERENDUM ON THE EURO, 2009 – 2022

If tomorrow Greece had a referendum on whether the country should remain or leave the European Monetary Union, what would you vote?



Source: Kapa Research archives



VOTING INTENTION IN A REFERENDUM ON THE EURO

Analysis based on Gender, Age and Region

Gender & Age

	Male	Female	17 - 34	35 - 44	45 - 54	55 - 64	65+
Remain	68	66	56	66	64	69	75
Leave	26	24	32	26	28	23	19
DK/NA	6	10	12	8	7	9	7

Region (NUTS 1)

	Attica	Northern Greece	Aegean islands & Crete	Central Greece
Remain	69	66	65	67
Leave	24	27	25	25
DK/NA	7	8	11	8

VOTING INTENTION IN A REFERENDUM ON THE EURO

Analysis based on Education and Social Class

Education

	Primary	Secondary	Tertiary / Post-graduate
Remain	52	64	71
Leave	36	28	21
DK/NA	12	8	8

Social class (self-placement)

	Lower	Middle – Lower middle	Upper middle – Upper
Remain	40	63	78
Leave	43	30	15
DK/NA	16	8	7

VOTING INTENTION IN A REFERENDUM ON THE EURO

Analysis based on Occupation and Financial Status

Occupation

	Public Servant	Private employee	Self-employed	Pensioner	Unemployed	Other
Remain	66	64	67	74	59	65
Leave	26	29	25	20	28	23
DK/NA	8	7	8	6	13	12

Financial Status

	I do not make ends meet & I make ends meet with great difficulty	I make ends meet but I do not save	I am financially comfortable
Remain	51	78	85
Leave	39	16	8
DK/NA	10	6	7

VOTING INTENTION IN A REFERENDUM ON THE EURO

Analysis based on Ideology and Party affiliation

Ideology

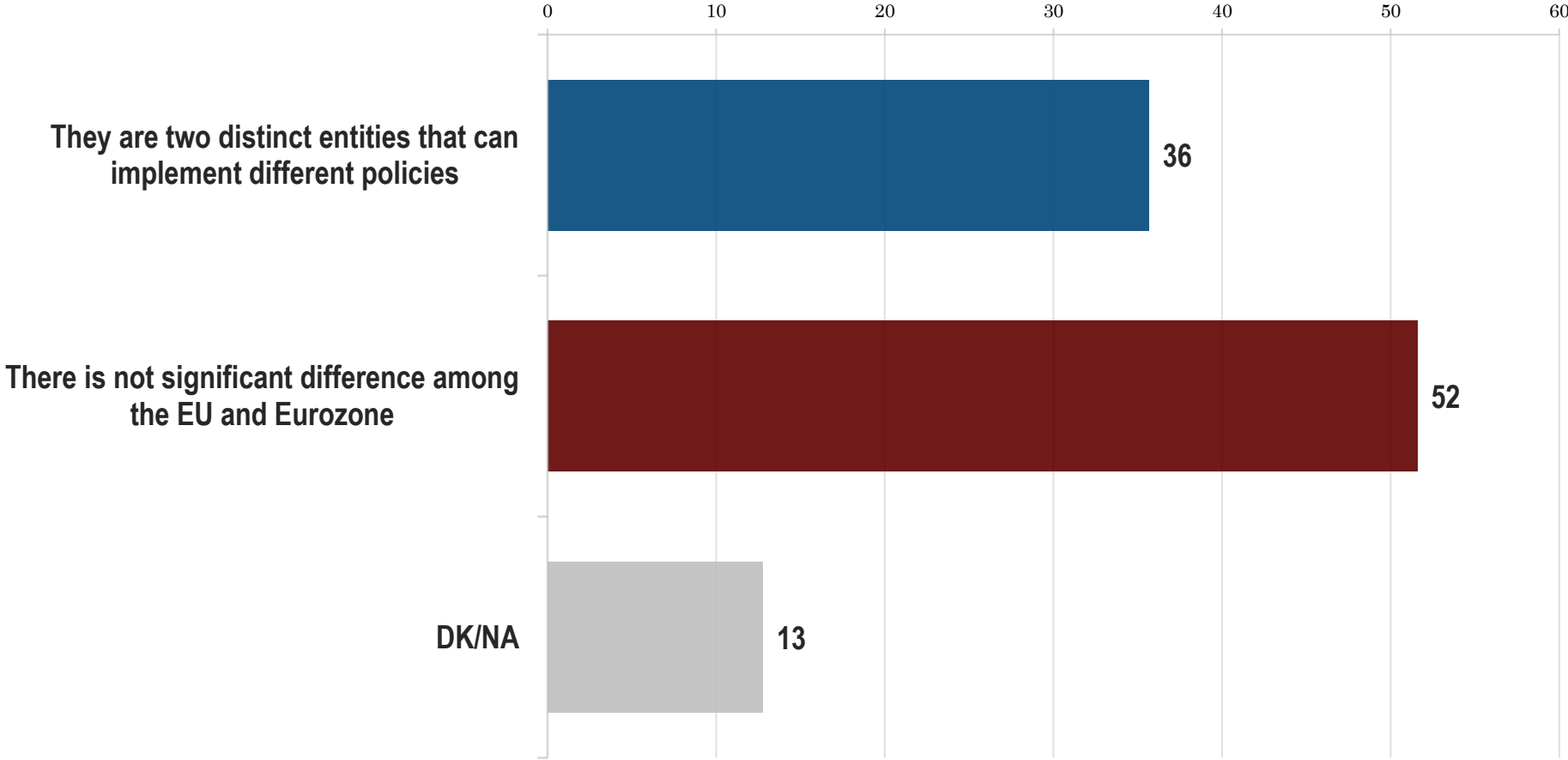
	Left (+ far left)	Center-left	Center	Center-right	Right (+ far right)	DK/NA - None
Remain	47	68	85	86	63	41
Leave	38	25	10	11	32	44
DK/NA	15	7	6	4	5	15

Party affiliation (Vote in 2019 elections)

	ND	SYRIZA	KINAL	Smaller Parties	Abstention / Blank-invalid/NA
Remain	86	65	91	29	57
Leave	10	25	7	59	29
DK/NA	4	10	1	12	14

PERCEPTION OF THE RELATIONSHIP BETWEEN THE EU AND THE EUROZONE

What is your view on the relationship between the EU and the Eurozone?



PERCEPTION OF THE RELATIONSHIP BETWEEN THE EU AND THE EUROZONE

Analysis based on Gender, Age and Region

Gender & Age

	Male	Female	17 - 34	35 - 44	45 - 54	55 - 64	65+
They are two distinct entities that can implement different policies	38	34	41	38	39	31	33
There is not significant difference among the EU and Eurozone	52	51	51	50	49	54	53
DK/NA	10	15	8	12	12	14	15

Region (NUTS 1)

	Attica	Northern Greece	Aegean islands & Crete	Central Greece
They are two distinct entities that can implement different policies	35	38	35	35
There is not significant difference among the EU and Eurozone	54	46	51	55
DK/NA	12	16	14	10

PERCEPTION OF THE RELATIONSHIP BETWEEN THE EU AND THE EUROZONE

Analysis based on Education and Social Class

Education

	Primary	Secondary	Tertiary / Post-graduate
They are two distinct entities that can implement different policies	28	30	41
There is not significant difference among the EU and Eurozone	52	56	48
DK/NA	20	14	11

Social class (self-placement)

	Lower	Middle – Lower middle	Upper middle – Upper
They are two distinct entities that can implement different policies	24	37	38
There is not significant difference among the EU and Eurozone	61	51	50
DK/NA	16	12	12

PERCEPTION OF THE RELATIONSHIP BETWEEN THE EU AND THE EUROZONE

Analysis based on Occupation and Financial Status

Occupation

	Public Servant	Private employee	Self-employed	Pensioner	Unemployed	Other
They are two distinct entities that can implement different policies	43	34	33	37	30	34
There is not significant difference among the EU and Eurozone	43	51	56	50	63	50
DK/NA	14	14	10	13	8	16

Financial Status

	I do not make ends meet & I make ends meet with great difficulty	I make ends meet but I do not save	I am financially comfortable
They are two distinct entities that can implement different policies	30	39	45
There is not significant difference among the EU and Eurozone	57	49	41
DK/NA	13	12	14

PERCEPTION OF THE RELATIONSHIP BETWEEN THE EU AND THE EUROZONE

Analysis based on Ideology and Party affiliation

Ideology

	Left (+ far left)	Center-left	Center	Center-right	Right (+ far right)	DK/NA - None
They are two distinct entities that can implement different policies	32	38	38	43	26	30
There is not significant difference among the EU and Eurozone	59	51	49	47	58	46
DK/NA	9	11	13	11	16	25

Party affiliation (Vote in 2019 elections)

	ND	SYRIZA	KINAL	Smaller Parties	Abstention / Blank-invalid/NA
They are two distinct entities that can implement different policies	40	39	45	24	29
There is not significant difference among the EU and Eurozone	46	50	51	67	50
DK/NA	15	11	4	9	22

SEPTEMBER 2022

Nationwide survey

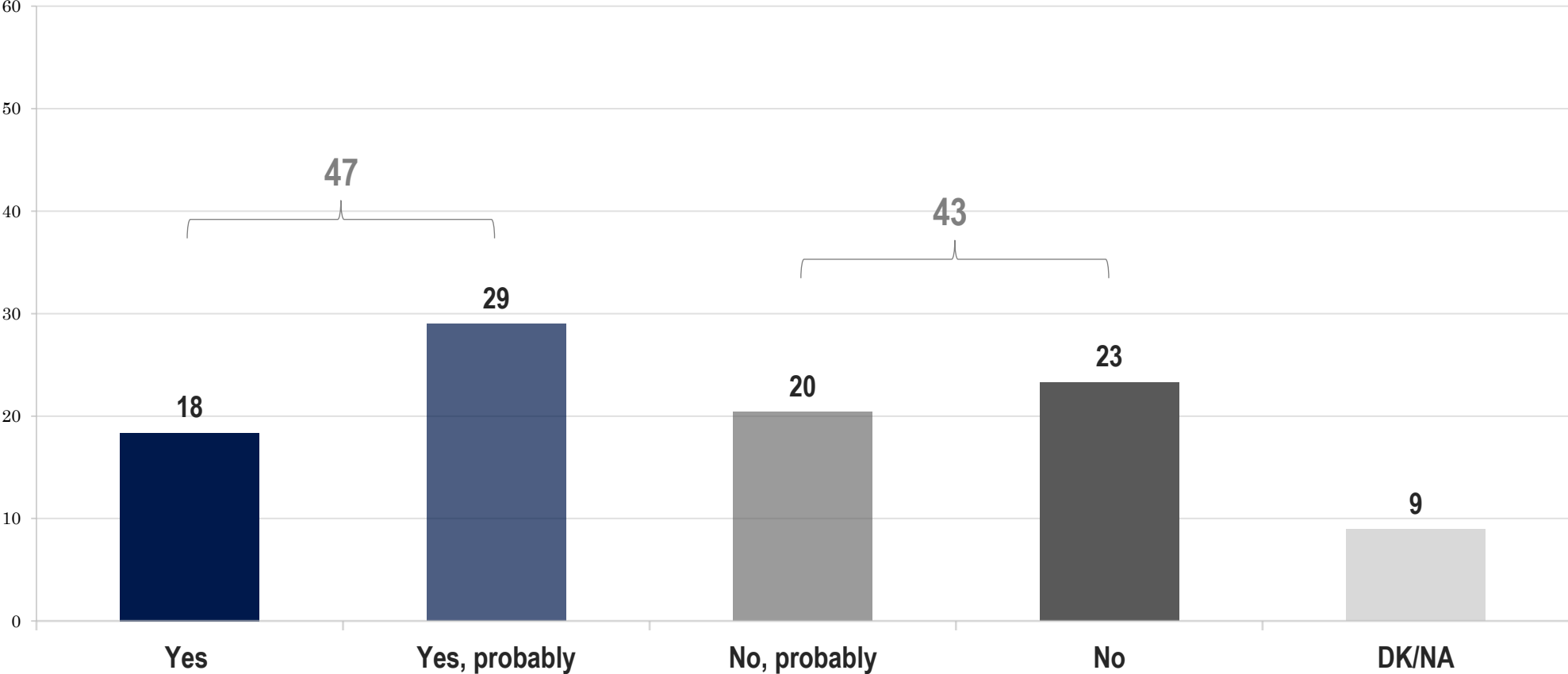
EUROPE: The image of Europe in Greece today

SECTION 4

The future EU / Enlargement and deepening

STANCE ON A POTENTIAL EU EXPANSION WITH THE ADMISSION OF NEW MEMBERS

In general, do you think that the EU should expand geographically and accept new member states?



STANCE ON A POTENTIAL EU EXPANSION WITH THE ADMISSION OF NEW MEMBERS

Analysis based on Gender, Age and Region

Gender & Age

	Male	Female	17 - 34	35 - 44	45 - 54	55 - 64	65+
Yes	16	20	22	19	19	14	21
Yes, probably	30	28	26	24	28	30	35
No, probably	22	19	15	20	22	23	19
No	25	21	29	24	21	25	19
DK/NA	7	11	9	12	10	8	6

Region (NUTS 1)

	Attica	Northern Greece	Aegean islands & Crete	Central Greece
Yes	18	17	20	20
Yes, probably	30	30	28	26
No, probably	22	20	14	22
No	23	23	25	23
DK/NA	7	11	12	9

STANCE ON A POTENTIAL EU EXPANSION WITH THE ADMISSION OF NEW MEMBERS

Analysis based on Education and Social Class

Education

	Primary	Secondary	Tertiary / Post-graduate
Yes	25	18	18
Yes, probably	21	29	30
No, probably	15	18	23
No	33	24	22
DK/NA	6	10	8

Social class (self-placement)

	Lower	Middle – Lower middle	Upper middle – Upper
Yes	16	17	20
Yes, probably	24	30	29
No, probably	11	20	23
No	35	23	21
DK/NA	14	10	6

STANCE ON A POTENTIAL EU EXPANSION WITH THE ADMISSION OF NEW MEMBERS

Analysis based on Occupation and Financial Status

Occupation

	Public Servant	Private employee	Self-employed	Pensioner	Unemployed	Other
Yes	20	15	16	20	19	25
Yes, probably	30	27	27	35	25	27
No, probably	18	21	25	20	15	18
No	21	27	24	18	24	25
DK/NA	11	10	8	6	17	5

Financial Status

	I do not make ends meet & I make ends meet with great difficulty	I make ends meet but I do not save	I am financially comfortable
Yes	14	22	22
Yes, probably	25	33	29
No, probably	18	22	25
No	30	17	21
DK/NA	13	6	5

STANCE ON A POTENTIAL EU EXPANSION WITH THE ADMISSION OF NEW MEMBERS

Analysis based on Ideology and Party affiliation

Ideology

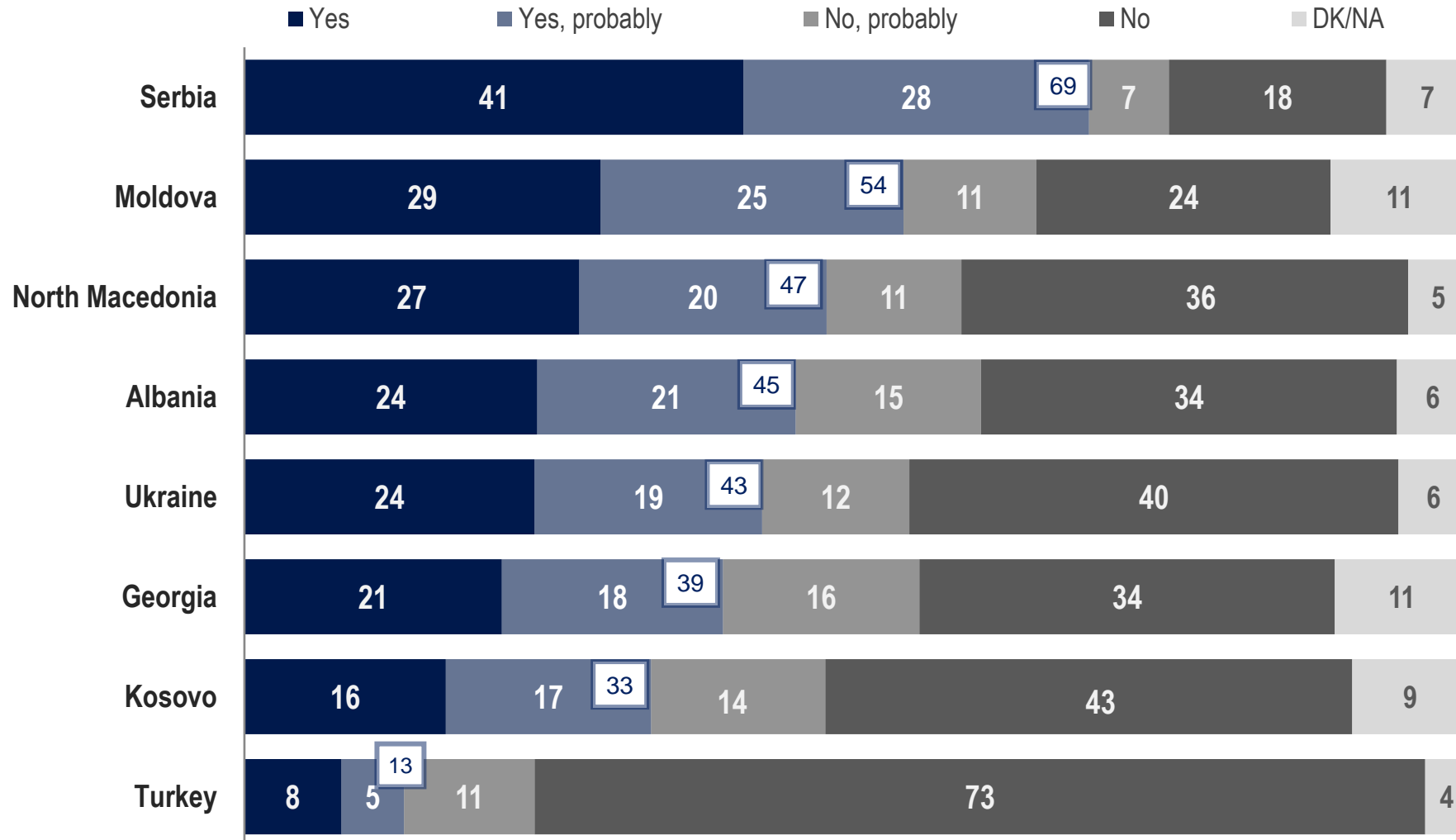
	Left (+ far left)	Center-left	Center	Center-right	Right (+ far right)	DK/NA - None
Yes	13	17	24	19	22	14
Yes, probably	31	34	32	31	19	20
No, probably	15	22	23	26	21	11
No	32	15	14	18	34	36
DK/NA	9	12	7	6	3	19

Party affiliation (Vote in 2019 elections)

	ND	SYRIZA	KINAL	Smaller Parties	Abstention / Blank-invalid/NA
Yes	22	17	28	9	19
Yes, probably	29	33	36	23	23
No, probably	25	20	21	15	16
No	18	19	11	41	28
DK/NA	5	10	4	12	14

STANCE ON POTENTIAL ADMISSION OF NEW EU MEMBERS – PER COUNTRY

More specifically, do you think that each of the following countries should become a member of the EU or not?



STANCE ON POTENTIAL ADMISSION OF NEW EU MEMBERS – PER COUNTRY

Analysis based on Gender and Age

Gender & Age

		Male	Female	17 - 34	35 - 44	45 - 54	55 - 64	65+
Serbia	Yes & Yes, probably	69	69	72	64	70	68	71
	No & No, probably	26	23	23	28	24	25	22
Moldova	Yes & Yes, probably	54	53	57	49	56	50	58
	No & No, probably	37	32	37	39	35	37	28
North Macedonia	Yes & Yes, probably	51	44	45	43	44	49	55
	No & No, probably	46	49	53	50	52	46	40
Albania	Yes & Yes, probably	46	44	44	38	41	45	56
	No & No, probably	50	48	52	54	54	49	39
Ukraine	Yes & Yes, probably	38	47	43	37	39	38	54
	No & No, probably	57	47	54	55	57	55	40
Georgia	Yes & Yes, probably	40	39	41	37	38	35	46
	No & No, probably	53	47	52	50	53	54	41
Kosovo	Yes & Yes, probably	31	36	33	30	30	31	42
	No & No, probably	64	51	61	60	62	59	46
Turkey	Yes & Yes, probably	12	14	14	11	11	12	17
	No & No, probably	85	81	84	85	86	84	79

STANCE ON POTENTIAL ADMISSION OF NEW EU MEMBERS – PER COUNTRY

Analysis based on Region

Region (NUTS 1)		Attica	Northern Greece	Aegean islands & Crete	Central Greece
Serbia	Yes & Yes, probably	65	73	73	70
	No & No, probably	28	20	20	25
Moldova	Yes & Yes, probably	52	57	55	54
	No & No, probably	36	32	34	37
North Macedonia	Yes & Yes, probably	47	45	46	48
	No & No, probably	46	51	48	45
Albania	Yes & Yes, probably	43	49	45	43
	No & No, probably	51	44	49	51
Ukraine	Yes & Yes, probably	43	40	46	43
	No & No, probably	53	54	46	51
Georgia	Yes & Yes, probably	39	40	39	37
	No & No, probably	50	48	49	52
Kosovo	Yes & Yes, probably	34	34	36	31
	No & No, probably	56	57	53	62
Turkey	Yes & Yes, probably	11	15	16	14
	No & No, probably	86	81	82	83

STANCE ON POTENTIAL ADMISSION OF NEW EU MEMBERS – PER COUNTRY

Analysis based on Education

Education		Primary	Secondary	Tertiary / Post-graduate
Serbia	Yes & Yes, probably	67	68	70
	No & No, probably	25	25	24
Moldova	Yes & Yes, probably	50	53	54
	No & No, probably	32	34	35
North Macedonia	Yes & Yes, probably	40	44	51
	No & No, probably	51	50	45
Albania	Yes & Yes, probably	43	43	47
	No & No, probably	46	51	48
Ukraine	Yes & Yes, probably	48	43	42
	No & No, probably	43	51	54
Georgia	Yes & Yes, probably	37	42	37
	No & No, probably	42	47	53
Kosovo	Yes & Yes, probably	36	35	32
	No & No, probably	47	55	60
Turkey	Yes & Yes, probably	14	14	12
	No & No, probably	82	83	84

STANCE ON POTENTIAL ADMISSION OF NEW EU MEMBERS – PER COUNTRY

Analysis based on Social Class

Social class (self-placement)		Lower	Middle – Lower middle	Upper middle – Upper
Serbia	Yes & Yes, probably	62	69	71
	No & No, probably	27	23	24
Moldova	Yes & Yes, probably	48	55	55
	No & No, probably	35	34	36
North Macedonia	Yes & Yes, probably	36	50	47
	No & No, probably	52	44	51
Albania	Yes & Yes, probably	37	47	44
	No & No, probably	50	47	53
Ukraine	Yes & Yes, probably	35	40	48
	No & No, probably	52	54	50
Georgia	Yes & Yes, probably	35	40	40
	No & No, probably	46	50	51
Kosovo	Yes & Yes, probably	34	33	33
	No & No, probably	52	57	59
Turkey	Yes & Yes, probably	14	14	12
	No & No, probably	78	82	86

STANCE ON POTENTIAL ADMISSION OF NEW EU MEMBERS – PER COUNTRY

Analysis based on Occupation

Occupation		Public Servant	Private employee	Self-employed	Pensioner	Unemployed	Other
Serbia	Yes & Yes, probably	68	63	72	72	73	71
	No & No, probably	26	30	22	22	21	20
Moldova	Yes & Yes, probably	50	52	55	54	64	56
	No & No, probably	42	39	34	31	28	30
North Macedonia	Yes & Yes, probably	50	43	45	56	43	45
	No & No, probably	45	51	50	39	54	48
Albania	Yes & Yes, probably	46	36	45	53	46	48
	No & No, probably	49	57	49	41	48	45
Ukraine	Yes & Yes, probably	33	37	42	49	46	53
	No & No, probably	60	56	53	45	51	41
Georgia	Yes & Yes, probably	32	42	34	43	42	45
	No & No, probably	58	48	55	45	52	38
Kosovo	Yes & Yes, probably	28	30	33	35	41	40
	No & No, probably	64	62	59	54	50	44
Turkey	Yes & Yes, probably	13	10	12	17	15	12
	No & No, probably	84	86	83	80	82	83

STANCE ON POTENTIAL ADMISSION OF NEW EU MEMBERS – PER COUNTRY

Analysis based on Financial Status

Financial Status		I do not make ends meet & I make ends meet with great difficulty	I make ends meet but I do not save	I am financially comfortable
Serbia	Yes & Yes, probably	64	73	72
	No & No, probably	28	20	24
Moldova	Yes & Yes, probably	50	57	59
	No & No, probably	39	32	32
North Macedonia	Yes & Yes, probably	44	50	51
	No & No, probably	49	46	47
Albania	Yes & Yes, probably	41	48	52
	No & No, probably	51	48	45
Ukraine	Yes & Yes, probably	33	48	54
	No & No, probably	59	46	45
Georgia	Yes & Yes, probably	34	42	45
	No & No, probably	54	47	45
Kosovo	Yes & Yes, probably	31	33	43
	No & No, probably	60	56	50
Turkey	Yes & Yes, probably	13	13	14
	No & No, probably	81	84	85

STANCE ON POTENTIAL ADMISSION OF NEW EU MEMBERS – PER COUNTRY

Analysis based on Ideology

Ideology		Left (+ far left)	Center-left	Center	Center-right	Right (+ far right)	DK/NA - None
Serbia	Yes & Yes, probably	62	75	74	73	69	51
	No & No, probably	27	18	20	24	26	39
Moldova	Yes & Yes, probably	44	55	64	60	54	41
	No & No, probably	40	36	26	30	40	41
North Macedonia	Yes & Yes, probably	59	61	50	47	26	24
	No & No, probably	32	35	47	52	71	69
Albania	Yes & Yes, probably	50	54	48	47	28	28
	No & No, probably	39	41	48	52	69	60
Ukraine	Yes & Yes, probably	26	35	58	57	44	36
	No & No, probably	66	61	35	38	54	57
Georgia	Yes & Yes, probably	32	39	52	41	37	33
	No & No, probably	54	50	38	49	56	54
Kosovo	Yes & Yes, probably	30	34	40	38	26	29
	No & No, probably	56	57	51	55	66	62
Turkey	Yes & Yes, probably	22	19	11	8	5	7
	No & No, probably	69	76	87	91	94	89

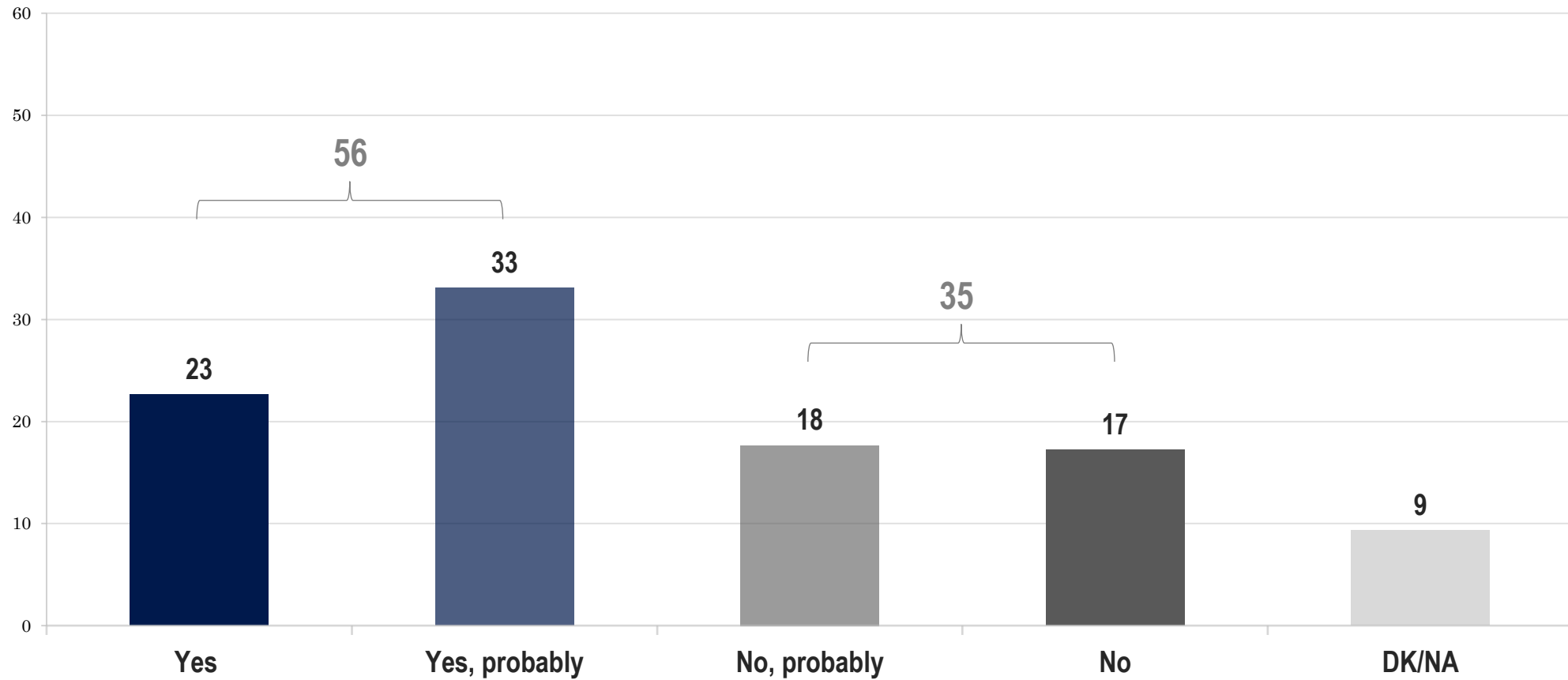
STANCE ON POTENTIAL ADMISSION OF NEW EU MEMBERS – PER COUNTRY

Analysis based on Party affiliation

Party affiliation (Vote in 2019 elections)		ND	SYRIZA	KINAL	Smaller Parties	Abstention / Blank-invalid/NA
Serbia	Yes & Yes, probably	71	76	79	54	61
	No & No, probably	24	17	18	37	26
Moldova	Yes & Yes, probably	62	53	66	41	46
	No & No, probably	30	35	28	45	37
North Macedonia	Yes & Yes, probably	44	63	63	31	36
	No & No, probably	52	32	35	63	54
Albania	Yes & Yes, probably	45	55	59	33	31
	No & No, probably	52	38	41	60	56
Ukraine	Yes & Yes, probably	59	32	50	24	40
	No & No, probably	38	61	47	68	50
Georgia	Yes & Yes, probably	45	40	51	25	35
	No & No, probably	46	50	41	64	47
Kosovo	Yes & Yes, probably	38	33	43	22	32
	No & No, probably	55	56	52	68	54
Turkey	Yes & Yes, probably	6	21	18	12	11
	No & No, probably	92	74	80	83	84

WILL AN EU ADMISSION OF THE WESTERN BALKANS BRING STABILITY?

Do you believe that with WB joining EU there will be more stability in Southeast Europe?



WILL AN EU ADMISSION OF THE WESTERN BALKANS BRING STABILITY?

Analysis based on Gender, Age and Region

Gender & Age

	Male	Female	17 - 34	35 - 44	45 - 54	55 - 64	65+
Yes	25	21	24	17	20	20	33
Yes, probably	34	32	30	34	32	34	34
No, probably	16	19	16	20	20	19	13
No	19	15	23	18	14	18	15
DK/NA	6	13	6	11	13	10	6

Region (NUTS 1)

	Attica	Northern Greece	Aegean islands & Crete	Central Greece
Yes	21	22	25	24
Yes, probably	34	33	28	33
No, probably	19	17	24	14
No	18	15	9	21
DK/NA	7	12	14	7

WILL AN EU ADMISSION OF THE WESTERN BALKANS BRING STABILITY?

Analysis based on Education and Social Class

Education

	Primary	Secondary	Tertiary / Post-graduate
Yes	24	22	23
Yes, probably	28	33	34
No, probably	10	17	19
No	25	19	15
DK/NA	13	10	8

Social class (self-placement)

	Lower	Middle – Lower middle	Upper middle – Upper
Yes	18	22	25
Yes, probably	23	35	33
No, probably	17	16	21
No	28	18	14
DK/NA	13	10	6

WILL AN EU ADMISSION OF THE WESTERN BALKANS BRING STABILITY?

Analysis based on Occupation and Financial Status

Occupation

	Public Servant	Private employee	Self-employed	Pensioner	Unemployed	Other
Yes	22	16	22	28	23	30
Yes, probably	33	34	36	33	31	27
No, probably	16	19	21	15	17	16
No	17	20	15	16	17	19
DK/NA	12	11	6	8	13	9

Financial Status

	I do not make ends meet & I make ends meet with great difficulty	I make ends meet but I do not save	I am financially comfortable
Yes	18	26	27
Yes, probably	28	37	37
No, probably	18	18	17
No	24	12	11
DK/NA	12	7	8

WILL AN EU ADMISSION OF THE WESTERN BALKANS BRING STABILITY?

Analysis based on Ideology and Party affiliation

Ideology

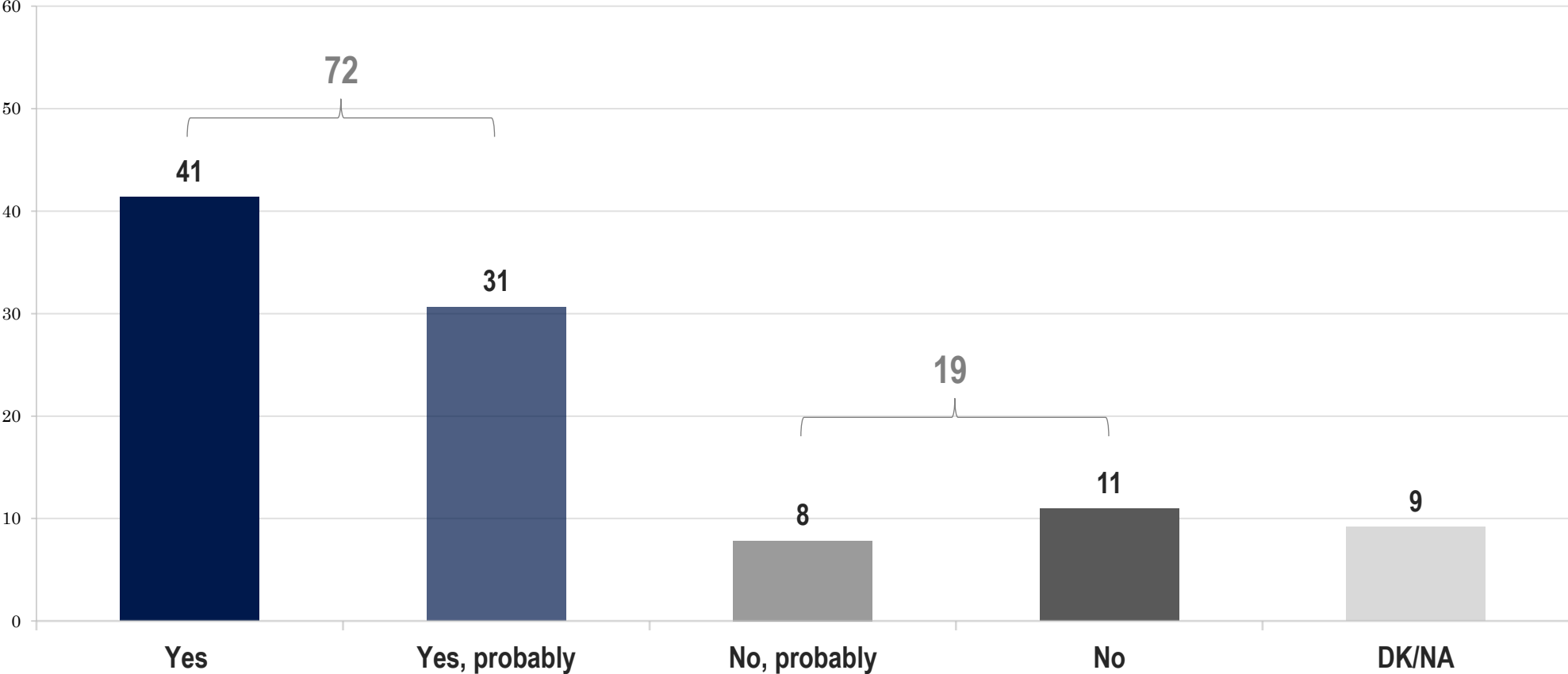
	Left (+ far left)	Center-left	Center	Center-right	Right (+ far right)	DK/NA - None
Yes	16	26	25	27	24	13
Yes, probably	34	35	41	38	24	16
No, probably	19	16	20	16	21	15
No	23	12	9	12	24	33
DK/NA	7	10	5	8	6	23

Party affiliation (Vote in 2019 elections)

	ND	SYRIZA	KINAL	Smaller Parties	Abstention / Blank-invalid/NA
Yes	28	22	38	14	14
Yes, probably	36	39	37	22	26
No, probably	18	16	14	22	16
No	10	12	5	37	29
DK/NA	8	11	6	6	15

STANCE ON THE PROSPECT OF FURTHER DEEPENING OF THE EU

And do you think that the EU integration process should move deeper, politically and economically, among its member states?



STANCE ON THE PROSPECT OF FURTHER DEEPENING OF THE EU

Analysis based on Gender, Age and Region

Gender & Age

	Male	Female	17 - 34	35 - 44	45 - 54	55 - 64	65+
Yes	45	38	40	38	37	41	49
Yes, probably	30	32	24	31	36	30	30
No, probably	7	8	8	9	9	9	5
No	11	11	18	10	9	12	8
DK/NA	8	10	9	12	9	8	8

Region (NUTS 1)

	Attica	Northern Greece	Aegean islands & Crete	Central Greece
Yes	40	42	45	41
Yes, probably	32	33	26	28
No, probably	9	6	11	7
No	10	10	6	15
DK/NA	9	8	12	9

STANCE ON THE PROSPECT OF FURTHER DEEPENING OF THE EU

Analysis based on Education and Social Class

Education

	Primary	Secondary	Tertiary / Post-graduate
Yes	44	37	44
Yes, probably	21	32	30
No, probably	5	8	8
No	11	13	9
DK/NA	19	9	8

Social class (self-placement)

	Lower	Middle – Lower middle	Upper middle – Upper
Yes	37	39	47
Yes, probably	13	32	32
No, probably	11	8	7
No	21	11	9
DK/NA	17	10	5

STANCE ON THE PROSPECT OF FURTHER DEEPENING OF THE EU

Analysis based on Occupation and Financial Status

Occupation

	Public Servant	Private employee	Self-employed	Pensioner	Unemployed	Other
Yes	41	40	43	45	35	40
Yes, probably	33	32	32	32	20	28
No, probably	7	9	9	7	10	4
No	8	12	9	9	18	18
DK/NA	11	8	8	7	16	10

Financial Status

	I do not make ends meet & I make ends meet with great difficulty	I make ends meet but I do not save	I am financially comfortable
Yes	33	46	55
Yes, probably	29	32	30
No, probably	9	7	5
No	15	8	5
DK/NA	13	7	6

STANCE ON THE PROSPECT OF FURTHER DEEPENING OF THE EU

Analysis based on Ideology and Party affiliation

Ideology

	Left (+ far left)	Center-left	Center	Center-right	Right (+ far right)	DK/NA - None
Yes	32	41	52	49	37	33
Yes, probably	29	35	29	34	30	21
No, probably	8	10	8	5	6	9
No	21	6	4	5	18	20
DK/NA	10	8	7	7	9	18

Party affiliation (Vote in 2019 elections)

	ND	SYRIZA	KINAL	Smaller Parties	Abstention / Blank-invalid/NA
Yes	52	38	59	26	32
Yes, probably	33	36	30	21	28
No, probably	4	9	6	13	9
No	5	9	3	28	14
DK/NA	7	9	3	12	17

SEPTEMBER 2022

Nationwide survey

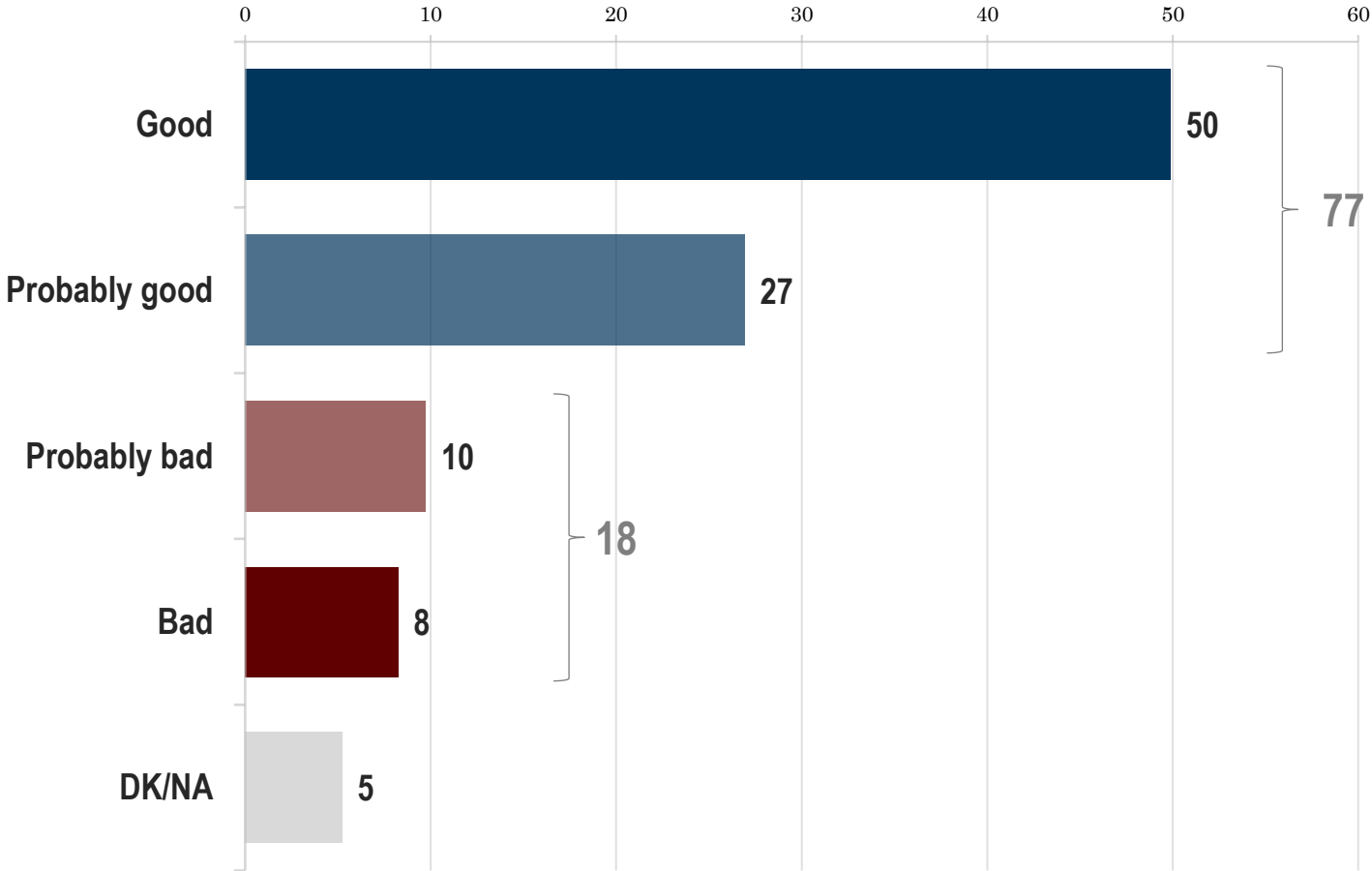
EUROPE: The image of Europe in Greece today

SECTION 5

The EU against multiple crises / Management evaluation

BEING A MEMBER OF THE EU IN TIMES OF CRISIS: POSITIVE OR NEGATIVE?

When it comes to difficult times of crisis, do you think it is good or a bad thing to be a member of the EU?;



BEING A MEMBER OF THE EU IN TIMES OF CRISIS: POSITIVE OR NEGATIVE?

Analysis based on Gender, Age and Region

Gender & Age

	Male	Female	17 - 34	35 - 44	45 - 54	55 - 64	65+
Good	49	50	44	48	49	47	60
Probably good	26	28	24	25	28	30	26
Probably bad	12	8	15	10	12	8	7
Bad	8	9	12	9	5	10	7
DK/NA	5	5	4	7	7	6	2

Region (NUTS 1)

	Attica	Northern Greece	Aegean islands & Crete	Central Greece
Good	53	46	52	49
Probably good	24	31	28	26
Probably bad	8	11	10	11
Bad	8	6	6	11
DK/NA	6	6	3	3

BEING A MEMBER OF THE EU IN TIMES OF CRISIS: POSITIVE OR NEGATIVE?

Analysis based on Education and Social Class

Education

	Primary	Secondary	Tertiary / Post-graduate
Good	53	47	52
Probably good	24	29	25
Probably bad	3	10	10
Bad	16	9	7
DK/NA	3	5	6

Social class (self-placement)

	Lower	Middle – Lower middle	Upper middle – Upper
Good	28	45	62
Probably good	27	29	24
Probably bad	11	12	6
Bad	22	8	5
DK/NA	11	6	3

BEING A MEMBER OF THE EU IN TIMES OF CRISIS: POSITIVE OR NEGATIVE?

Analysis based on Occupation and Financial Status

Occupation

	Public Servant	Private employee	Self-employed	Pensioner	Unemployed	Other
Good	47	47	50	55	42	57
Probably good	25	28	27	26	34	22
Probably bad	12	9	10	9	11	7
Bad	8	8	9	7	7	12
DK/NA	8	7	4	3	6	2

Financial Status

	I do not make ends meet & I make ends meet with great difficulty	I make ends meet but I do not save	I am financially comfortable
Good	35	59	70
Probably good	31	24	24
Probably bad	14	7	4
Bad	13	5	1
DK/NA	7	5	2

BEING A MEMBER OF THE EU IN TIMES OF CRISIS: POSITIVE OR NEGATIVE?

Analysis based on Ideology and Party affiliation

Ideology

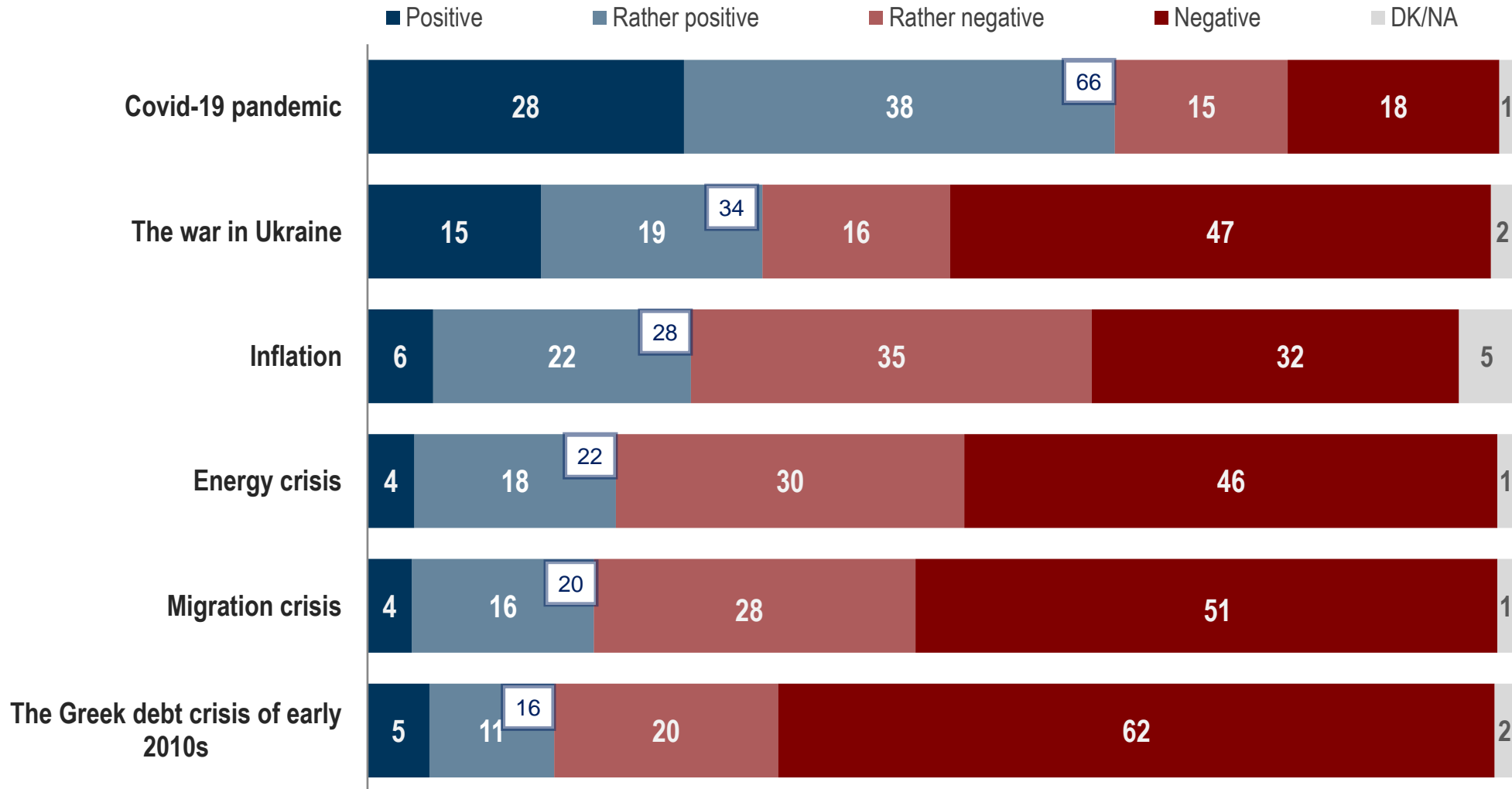
	Left (+ far left)	Center-left	Center	Center-right	Right (+ far right)	DK/NA - None
Good	28	42	67	74	53	30
Probably good	32	37	24	18	19	25
Probably bad	21	10	4	3	9	14
Bad	13	4	2	5	14	17
DK/NA	7	7	3	-	5	13

Party affiliation (Vote in 2019 elections)

	ND	SYRIZA	KINAL	Smaller Parties	Abstention / Blank-invalid/NA
Good	72	35	69	25	47
Probably good	21	41	23	21	24
Probably bad	3	14	4	19	9
Bad	3	5	1	26	9
DK/NA	1	6	4	9	10

EVALUATION OF EU RESPONSE AGAINST RECENT CRISES

How would you evaluate the EU's response to each of the following crises?



EVALUATION OF EU RESPONSE AGAINST RECENT CRISES

Analysis based on Gender and Age

Gender & Age		Male	Female	17 - 34	35 - 44	45 - 54	55 - 64	65+
Covid-19 pandemic	Positive & Rather positive	64	67	56	61	65	67	73
	Negative & Rather negative	35	32	44	38	34	31	25
The war in Ukraine	Positive & Rather positive	34	35	30	33	33	31	43
	Negative & Rather negative	65	62	69	64	65	67	54
Inflation	Positive & Rather positive	32	25	21	24	25	29	39
	Negative & Rather negative	65	68	74	71	71	68	54
Energy crisis	Positive & Rather positive	20	23	13	19	22	20	31
	Negative & Rather negative	78	75	85	79	77	79	68
Migration crisis	Positive & Rather positive	22	18	13	19	18	18	28
	Negative & Rather negative	77	80	86	80	82	80	69
The Greek debt crisis of early 2010s	Positive & Rather positive	18	14	13	16	15	18	17
	Negative & Rather negative	80	84	86	82	83	81	79

EVALUATION OF EU RESPONSE AGAINST RECENT CRISES

Analysis based on Region

Region (NUTS 1)		Attica	Northern Greece	Aegean islands & Crete	Central Greece
Covid-19 pandemic	Positive & Rather positive	67	64	72	61
	Negative & Rather negative	32	35	28	36
The war in Ukraine	Positive & Rather positive	38	31	34	33
	Negative & Rather negative	60	67	60	67
Inflation	Positive & Rather positive	29	26	36	25
	Negative & Rather negative	66	68	60	69
Energy crisis	Positive & Rather positive	23	18	29	20
	Negative & Rather negative	76	80	70	78
Migration crisis	Positive & Rather positive	18	19	26	21
	Negative & Rather negative	81	79	72	77
The Greek debt crisis of early 2010s	Positive & Rather positive	17	15	20	16
	Negative & Rather negative	82	83	79	83

EVALUATION OF EU RESPONSE AGAINST RECENT CRISES

Analysis based on Education

Education		Primary	Secondary	Tertiary / Post-graduate
Covid-19 pandemic	Positive & Rather positive	61	62	68
	Negative & Rather negative	33	36	31
The war in Ukraine	Positive & Rather positive	29	32	37
	Negative & Rather negative	67	65	61
Inflation	Positive & Rather positive	34	25	30
	Negative & Rather negative	55	69	66
Energy crisis	Positive & Rather positive	23	20	22
	Negative & Rather negative	75	77	76
Migration crisis	Positive & Rather positive	19	18	21
	Negative & Rather negative	78	80	78
The Greek debt crisis of early 2010s	Positive & Rather positive	12	14	18
	Negative & Rather negative	83	85	80

EVALUATION OF EU RESPONSE AGAINST RECENT CRISES

Analysis based on Social Class

Social class (self-placement)				
		Lower	Middle – Lower middle	Upper middle – Upper
Covid-19 pandemic	Positive & Rather positive	41	64	73
	Negative & Rather negative	53	35	27
The war in Ukraine	Positive & Rather positive	15	29	46
	Negative & Rather negative	82	69	52
Inflation	Positive & Rather positive	19	23	37
	Negative & Rather negative	75	73	56
Energy crisis	Positive & Rather positive	15	17	30
	Negative & Rather negative	83	82	69
Migration crisis	Positive & Rather positive	10	18	24
	Negative & Rather negative	84	81	74
The Greek debt crisis of early 2010s	Positive & Rather positive	6	15	21
	Negative & Rather negative	90	84	78

EVALUATION OF EU RESPONSE AGAINST RECENT CRISES

Analysis based on Occupation

Occupation		Public Servant	Private employee	Self-employed	Pensioner	Unemployed	Other
Covid-19 pandemic	Positive & Rather positive	64	60	68	70	63	66
	Negative & Rather negative	35	38	32	29	36	33
The war in Ukraine	Positive & Rather positive	30	32	38	40	21	40
	Negative & Rather negative	69	65	61	58	75	59
Inflation	Positive & Rather positive	21	27	29	38	22	28
	Negative & Rather negative	74	68	68	58	72	64
Energy crisis	Positive & Rather positive	17	21	22	27	18	24
	Negative & Rather negative	81	78	77	72	78	76
Migration crisis	Positive & Rather positive	16	19	21	25	13	22
	Negative & Rather negative	83	81	80	71	84	77
The Greek debt crisis of early 2010s	Positive & Rather positive	16	13	16	19	16	18
	Negative & Rather negative	84	85	84	78	81	78

EVALUATION OF EU RESPONSE AGAINST RECENT CRISES

Analysis based on Financial Status

Financial Status		I do not make ends meet & I make ends meet with great difficulty	I make ends meet but I do not save	I am financially comfortable
Covid-19 pandemic	Positive & Rather positive	50	76	84
	Negative & Rather negative	48	24	15
The war in Ukraine	Positive & Rather positive	19	45	54
	Negative & Rather negative	78	54	43
Inflation	Positive & Rather positive	18	35	44
	Negative & Rather negative	77	61	52
Energy crisis	Positive & Rather positive	12	28	34
	Negative & Rather negative	86	72	65
Migration crisis	Positive & Rather positive	14	23	31
	Negative & Rather negative	85	75	67
The Greek debt crisis of early 2010s	Positive & Rather positive	9	20	27
	Negative & Rather negative	88	79	69

EVALUATION OF EU RESPONSE AGAINST RECENT CRISES

Analysis based on Ideology

Ideology		Left (+ far left)	Center-left	Center	Center-right	Right (+ far right)	DK/NA - None
Covid-19 pandemic	Positive & Rather positive	46	64	79	87	65	40
	Negative & Rather negative	54	35	20	13	33	57
The war in Ukraine	Positive & Rather positive	6	20	53	66	45	14
	Negative & Rather negative	93	78	44	32	51	80
Inflation	Positive & Rather positive	10	17	43	47	40	16
	Negative & Rather negative	87	80	51	50	54	74
Energy crisis	Positive & Rather positive	4	12	34	35	36	12
	Negative & Rather negative	96	88	63	62	64	84
Migration crisis	Positive & Rather positive	8	16	29	33	23	6
	Negative & Rather negative	91	83	69	67	75	90
The Greek debt crisis of early 2010s	Positive & Rather positive	2	10	24	28	22	13
	Negative & Rather negative	97	89	74	70	76	81

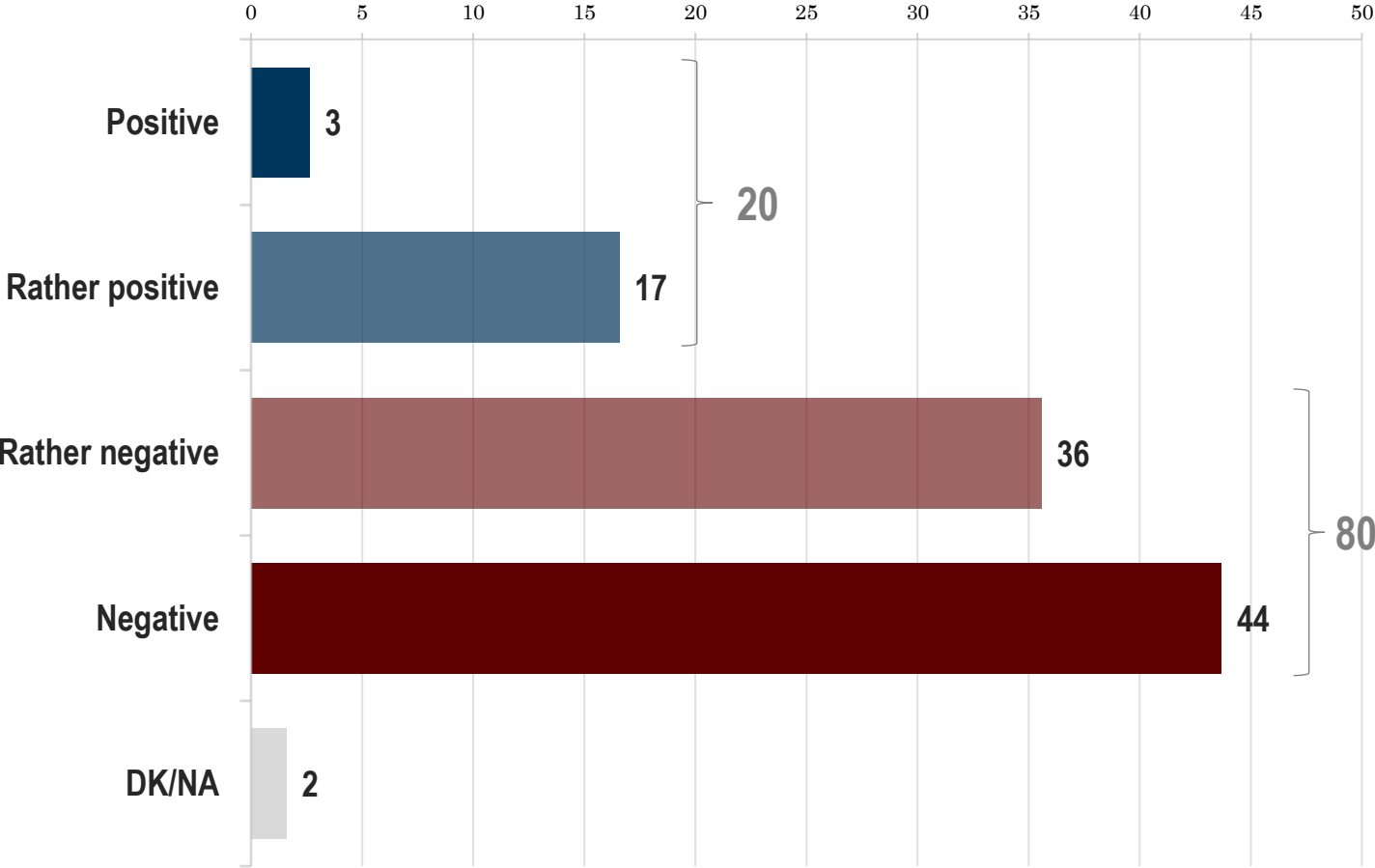
EVALUATION OF EU RESPONSE AGAINST RECENT CRISES

Analysis based on Party affiliation

Party affiliation (Vote in 2019 elections)						
		ND	SYRIZA	KINAL	Smaller Parties	Abstention / Blank-invalid/NA
Covid-19 pandemic	Positive & Rather positive	85	59	87	39	48
	Negative & Rather negative	14	40	12	60	49
The war in Ukraine	Positive & Rather positive	62	14	52	12	24
	Negative & Rather negative	35	86	44	86	72
Inflation	Positive & Rather positive	48	14	37	14	20
	Negative & Rather negative	48	80	60	83	72
Energy crisis	Positive & Rather positive	37	7	34	10	20
	Negative & Rather negative	60	92	64	90	78
Migration crisis	Positive & Rather positive	32	11	32	7	17
	Negative & Rather negative	67	88	64	93	81
The Greek debt crisis of early 2010s	Positive & Rather positive	30	4	26	6	14
	Negative & Rather negative	69	94	74	93	82

EVALUATION OF THE OVERALL EU STANCE ON THE MIGRATION ISSUE

More specifically, how do you evaluate the overall stance of the EU when it comes to the migration issue?



EVALUATION OF THE OVERALL EU STANCE ON THE MIGRATION ISSUE

Analysis based on Gender, Age and Region

Gender & Age

	Male	Female	17 - 34	35 - 44	45 - 54	55 - 64	65+
Positive	4	1	2	2	2	3	4
Rather positive	17	16	11	16	15	16	22
Rather negative	36	35	27	34	37	39	37
Negative	42	45	58	46	45	41	34
DK/NA	1	2	1	2	1	1	2

Region (NUTS 1)

	Attica	Northern Greece	Aegean islands & Crete	Central Greece
Positive	2	3	4	4
Rather positive	15	16	23	17
Rather negative	37	38	35	30
Negative	44	42	36	48
DK/NA	2	1	2	2

EVALUATION OF THE OVERALL EU STANCE ON THE MIGRATION ISSUE

Analysis based on Education and Social Class

Education

	Primary	Secondary	Tertiary / Post-graduate
Positive	5	3	2
Rather positive	15	15	18
Rather negative	22	36	36
Negative	54	44	42
DK/NA	4	1	2

Social class (self-placement)

	Lower	Middle – Lower middle	Upper middle – Upper
Positive	2	2	4
Rather positive	7	15	21
Rather negative	14	39	36
Negative	74	43	38
DK/NA	3	1	1

EVALUATION OF THE OVERALL EU STANCE ON THE MIGRATION ISSUE

Analysis based on Occupation and Financial Status

Occupation

	Public Servant	Private employee	Self-employed	Pensioner	Unemployed	Other
Positive	3	2	3	4	-	4
Rather positive	13	15	18	20	14	18
Rather negative	37	36	33	39	25	37
Negative	46	45	46	35	59	40
DK/NA	2	2	-	3	2	1

Financial Status

	I do not make ends meet & I make ends meet with great difficulty	I make ends meet but I do not save	I am financially comfortable
Positive	1	3	7
Rather positive	11	20	23
Rather negative	30	41	38
Negative	56	35	29
DK/NA	1	1	3

EVALUATION OF THE OVERALL EU STANCE ON THE MIGRATION ISSUE

Analysis based on Ideology and Party affiliation

Ideology

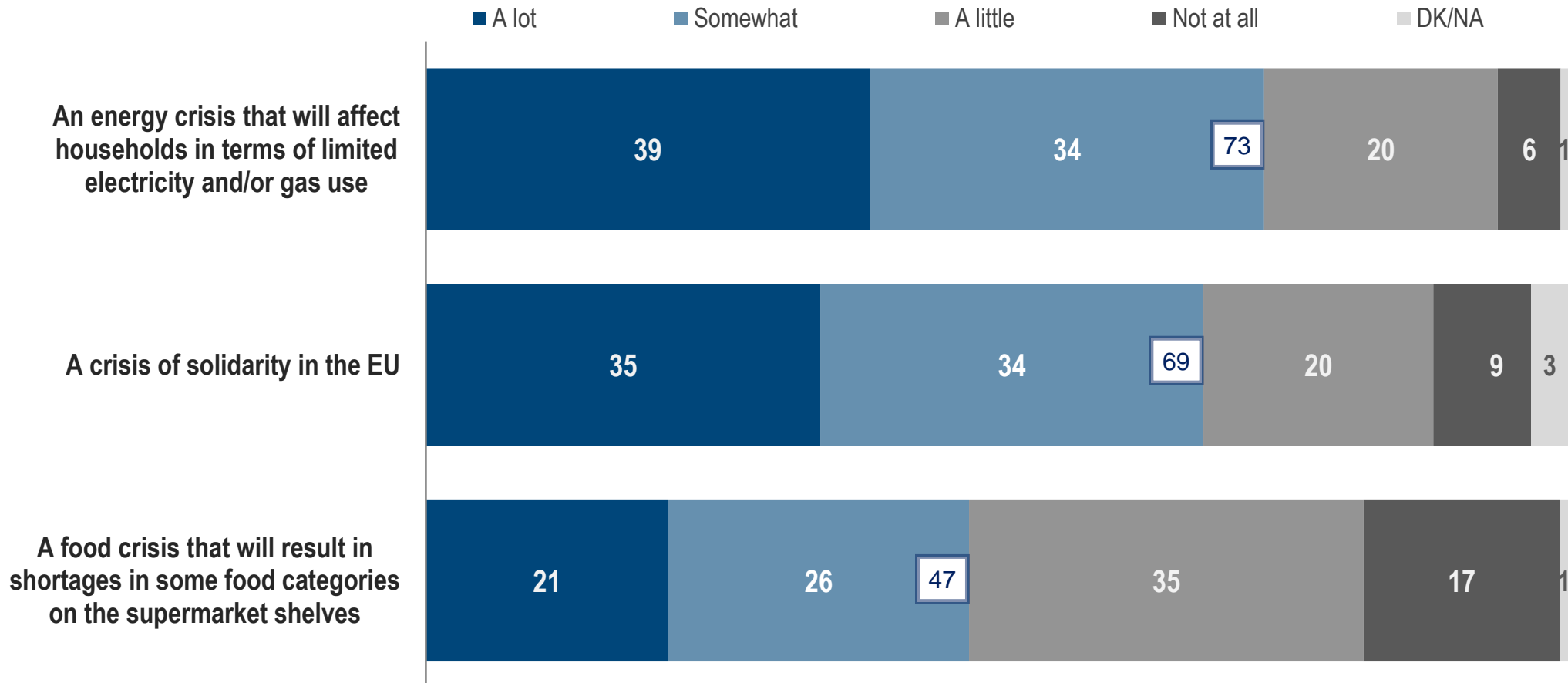
	Left (+ far left)	Center-left	Center	Center-right	Right (+ far right)	DK/NA - None
Positive	-	2	5	4	4	1
Rather positive	8	14	24	25	18	8
Rather negative	31	43	37	44	23	25
Negative	60	39	32	28	53	63
DK/NA	1	3	2	-	2	3

Party affiliation (Vote in 2019 elections)

	ND	SYRIZA	KINAL	Smaller Parties	Abstention / Blank-invalid/NA
Positive	4	-	9	1	2
Rather positive	25	12	20	5	16
Rather negative	40	40	46	17	32
Negative	28	46	21	76	48
DK/NA	2	1	5	1	2

CONCERN OVER POTENTIAL SHORTAGES AND CRISES THIS WINTER

How concerned are you that Greece will face each of the following this winter?



CONCERN OVER POTENTIAL SHORTAGES AND CRISES THIS WINTER

Analysis based on Gender and Age

Gender & Age

		Male	Female	17 - 34	35 - 44	45 - 54	55 - 64	65+
An energy crisis that will affect households in terms of limited electricity and/or gas use	A lot & Somewhat	69	78	76	74	71	77	70
	A little & Not at all	31	21	24	26	29	23	28
A crisis of solidarity in the EU	A lot & Somewhat	66	70	68	71	69	70	63
	A little & Not at all	31	27	32	27	30	26	31
A food crisis that will result in shortages in some food categories on the supermarket shelves	A lot & Somewhat	44	51	49	50	45	53	40
	A little & Not at all	55	49	50	50	54	46	58

CONCERN OVER POTENTIAL SHORTAGES AND CRISES THIS WINTER

Analysis based on Region

Region (NUTS 1)		Attica	Northern Greece	Aegean islands & Crete	Central Greece
An energy crisis that will affect households in terms of limited electricity and/or gas use	A lot & Somewhat	74	73	70	75
	A little & Not at all	26	27	28	23
A crisis of solidarity in the EU	A lot & Somewhat	67	68	64	72
	A little & Not at all	31	29	30	24
A food crisis that will result in shortages in some food categories on the supermarket shelves	A lot & Somewhat	47	48	40	52
	A little & Not at all	53	51	58	47

CONCERN OVER POTENTIAL SHORTAGES AND CRISES THIS WINTER

Analysis based on Education

Education

		Primary	Secondary	Tertiary / Post-graduate
An energy crisis that will affect households in terms of limited electricity and/or gas use	A lot & Somewhat	75	73	73
	A little & Not at all	21	26	27
A crisis of solidarity in the EU	A lot & Somewhat	61	67	70
	A little & Not at all	31	29	28
A food crisis that will result in shortages in some food categories on the supermarket shelves	A lot & Somewhat	51	48	47
	A little & Not at all	46	50	53

CONCERN OVER POTENTIAL SHORTAGES AND CRISES THIS WINTER

Analysis based on Social Class

Social class (self-placement)		Lower	Middle – Lower middle	Upper middle – Upper
An energy crisis that will affect households in terms of limited electricity and/or gas use	A lot & Somewhat	83	75	70
	A little & Not at all	15	24	30
A crisis of solidarity in the EU	A lot & Somewhat	70	69	65
	A little & Not at all	26	27	32
A food crisis that will result in shortages in some food categories on the supermarket shelves	A lot & Somewhat	62	50	42
	A little & Not at all	35	50	58

CONCERN OVER POTENTIAL SHORTAGES AND CRISES THIS WINTER

Analysis based on Occupation

Occupation		Public Servant	Private employee	Self-employed	Pensioner	Unemployed	Other
An energy crisis that will affect households in terms of limited electricity and/or gas use	A lot & Somewhat	78	75	67	71	82	76
	A little & Not at all	21	25	33	27	17	23
A crisis of solidarity in the EU	A lot & Somewhat	73	67	72	66	69	60
	A little & Not at all	25	30	26	29	30	36
A food crisis that will result in shortages in some food categories on the supermarket shelves	A lot & Somewhat	57	48	42	45	56	43
	A little & Not at all	43	52	58	54	43	55

CONCERN OVER POTENTIAL SHORTAGES AND CRISES THIS WINTER

Analysis based on Financial Status

Financial Status

		I do not make ends meet & I make ends meet with great difficulty	I make ends meet but I do not save	I am financially comfortable
An energy crisis that will affect households in terms of limited electricity and/or gas use	A lot & Somewhat	82	68	60
	A little & Not at all	17	32	40
A crisis of solidarity in the EU	A lot & Somewhat	78	61	55
	A little & Not at all	18	35	42
A food crisis that will result in shortages in some food categories on the supermarket shelves	A lot & Somewhat	63	37	28
	A little & Not at all	36	62	72

CONCERN OVER POTENTIAL SHORTAGES AND CRISES THIS WINTER

Analysis based on Ideology

Ideology		Left (+ far left)	Center-left	Center	Center-right	Right (+ far right)	DK/NA - None
An energy crisis that will affect households in terms of limited electricity and/or gas use	A lot & Somewhat	87	81	66	59	66	79
	A little & Not at all	12	19	33	41	34	18
A crisis of solidarity in the EU	A lot & Somewhat	79	77	59	58	60	71
	A little & Not at all	16	20	37	41	37	24
A food crisis that will result in shortages in some food categories on the supermarket shelves	A lot & Somewhat	65	53	42	28	45	56
	A little & Not at all	34	47	59	71	55	42

CONCERN OVER POTENTIAL SHORTAGES AND CRISES THIS WINTER

Analysis based on Party affiliation

Party affiliation (Vote in 2019 elections)		ND	SYRIZA	KINAL	Smaller Parties	Abstention / Blank-invalid/NA
An energy crisis that will affect households in terms of limited electricity and/or gas use	A lot & Somewhat	60	83	75	83	74
	A little & Not at all	40	17	25	17	23
A crisis of solidarity in the EU	A lot & Somewhat	58	80	66	73	63
	A little & Not at all	40	16	30	25	32
A food crisis that will result in shortages in some food categories on the supermarket shelves	A lot & Somewhat	33	59	40	55	57
	A little & Not at all	67	40	60	44	40

SEPTEMBER 2022

Nationwide survey

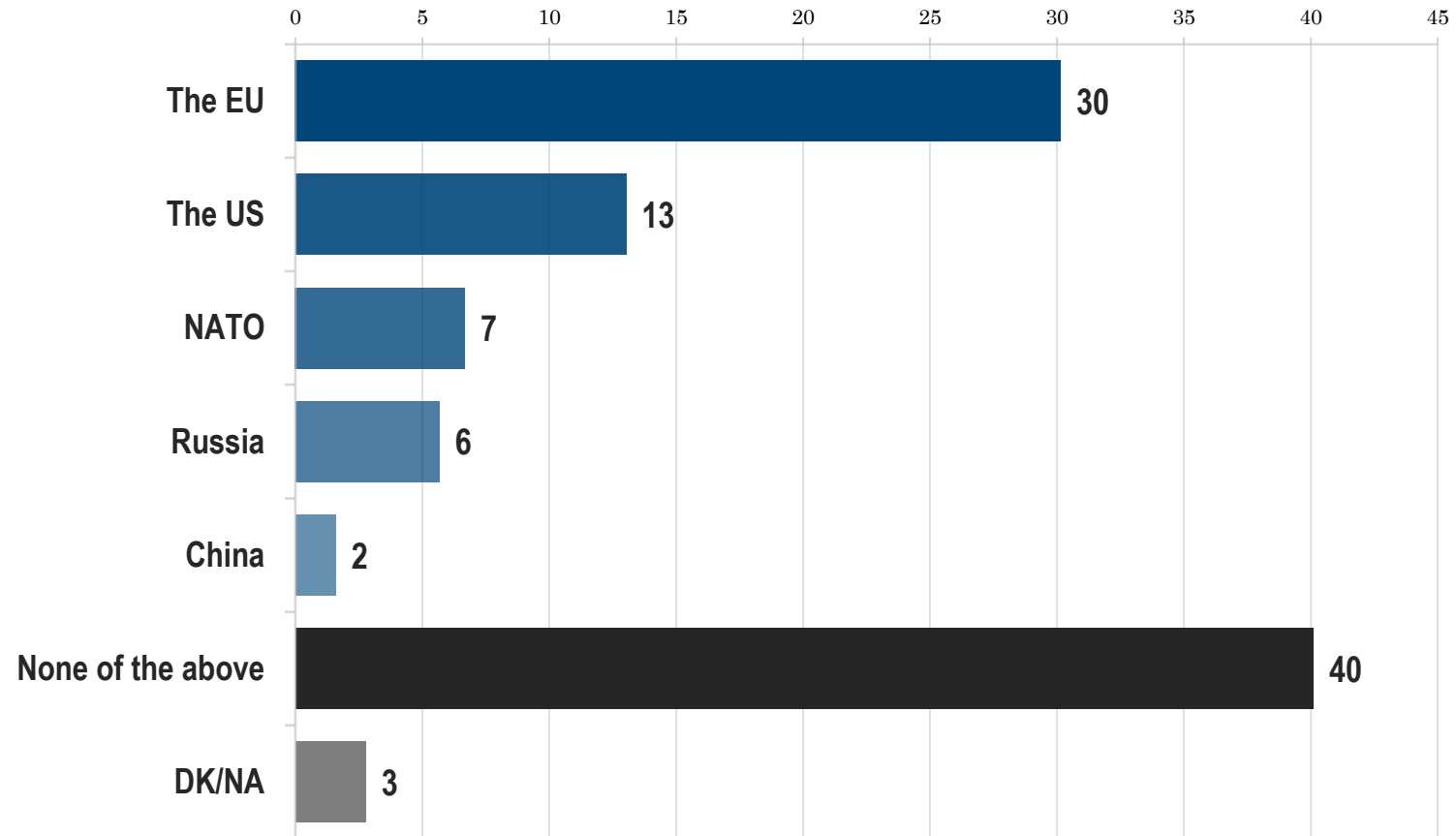
EUROPE: The image of Europe in Greece today

SECTION 6

International relations in crisis / EU's footprint

TRUST IN COUNTRIES AND INTERNATIONAL ORGANIZATIONS TO RESOLVE IMPORTANT INTERNATIONAL ISSUES

Among the following list of countries and international organizations, who do you trust more to resolve the important international issues?



TRUST IN COUNTRIES AND INTERNATIONAL ORGANIZATIONS TO RESOLVE IMPORTANT INTERNATIONAL ISSUES

Analysis based on Gender and Age

Gender & Age

	Male	Female	17 - 34	35 - 44	45 - 54	55 - 64	65+
The EU	28	32	26	25	27	29	41
The US	16	10	11	15	12	12	15
NATO	5	8	9	7	6	7	5
Russia	6	6	11	4	6	5	4
China	2	1	-	1	-	2	3
None of the above	41	39	42	46	46	42	27
DK/NA	2	4	1	2	2	4	4

TRUST IN COUNTRIES AND INTERNATIONAL ORGANIZATIONS TO RESOLVE IMPORTANT INTERNATIONAL ISSUES

Analysis based on Region

Region (NUTS 1)				
	Attica	Northern Greece	Aegean islands & Crete	Central Greece
The EU	31	30	32	29
The US	14	10	13	14
NATO	7	5	11	7
Russia	6	6	3	6
China	2	1	3	1
None of the above	39	44	35	40
DK/NA	1	4	4	3

TRUST IN COUNTRIES AND INTERNATIONAL ORGANIZATIONS TO RESOLVE IMPORTANT INTERNATIONAL ISSUES

Analysis based on Education

Education

	Primary	Secondary	Tertiary / Post-graduate
The EU	33	31	30
The US	11	11	15
NATO	9	7	6
Russia	7	8	4
China	9	1	2
None of the above	21	40	42
DK/NA	9	3	2

TRUST IN COUNTRIES AND INTERNATIONAL ORGANIZATIONS TO RESOLVE IMPORTANT INTERNATIONAL ISSUES

Analysis based on Social Class

Social class (self-placement)	Trust in countries and international organizations to resolve important international issues		
	Lower	Middle – Lower middle	Upper middle – Upper
The EU	22	29	34
The US	1	10	20
NATO	5	6	7
Russia	9	6	4
China	5	2	1
None of the above	51	43	33
DK/NA	6	3	1

TRUST IN COUNTRIES AND INTERNATIONAL ORGANIZATIONS TO RESOLVE IMPORTANT INTERNATIONAL ISSUES

Analysis based on Occupation

Occupation	Public Servant	Private employee	Self-employed	Pensioner	Unemployed	Other
The EU	31	24	27	37	29	37
The US	8	14	17	13	10	12
NATO	4	7	7	6	10	7
Russia	5	9	5	3	5	7
China	-	1	1	3	4	1
None of the above	49	43	40	34	40	32
DK/NA	2	2	3	3	3	4

TRUST IN COUNTRIES AND INTERNATIONAL ORGANIZATIONS TO RESOLVE IMPORTANT INTERNATIONAL ISSUES

Analysis based on Financial Status

Financial Status

	I do not make ends meet & I make ends meet with great difficulty	I make ends meet but I do not save	I am financially comfortable
The EU	23	35	38
The US	7	17	20
NATO	6	7	11
Russia	9	3	3
China	3	1	1
None of the above	49	35	26
DK/NA	4	3	1

TRUST IN COUNTRIES AND INTERNATIONAL ORGANIZATIONS TO RESOLVE IMPORTANT INTERNATIONAL ISSUES

Analysis based on Ideology

Ideology	Left (+ far left)	Center-left	Center	Center-right	Right (+ far right)	DK/NA - None
The EU	24	34	34	36	27	20
The US	1	7	20	28	17	4
NATO	1	5	6	11	13	4
Russia	5	3	2	3	8	19
China	4	1	1	-	4	-
None of the above	63	49	33	19	27	48
DK/NA	2	1	3	2	4	6

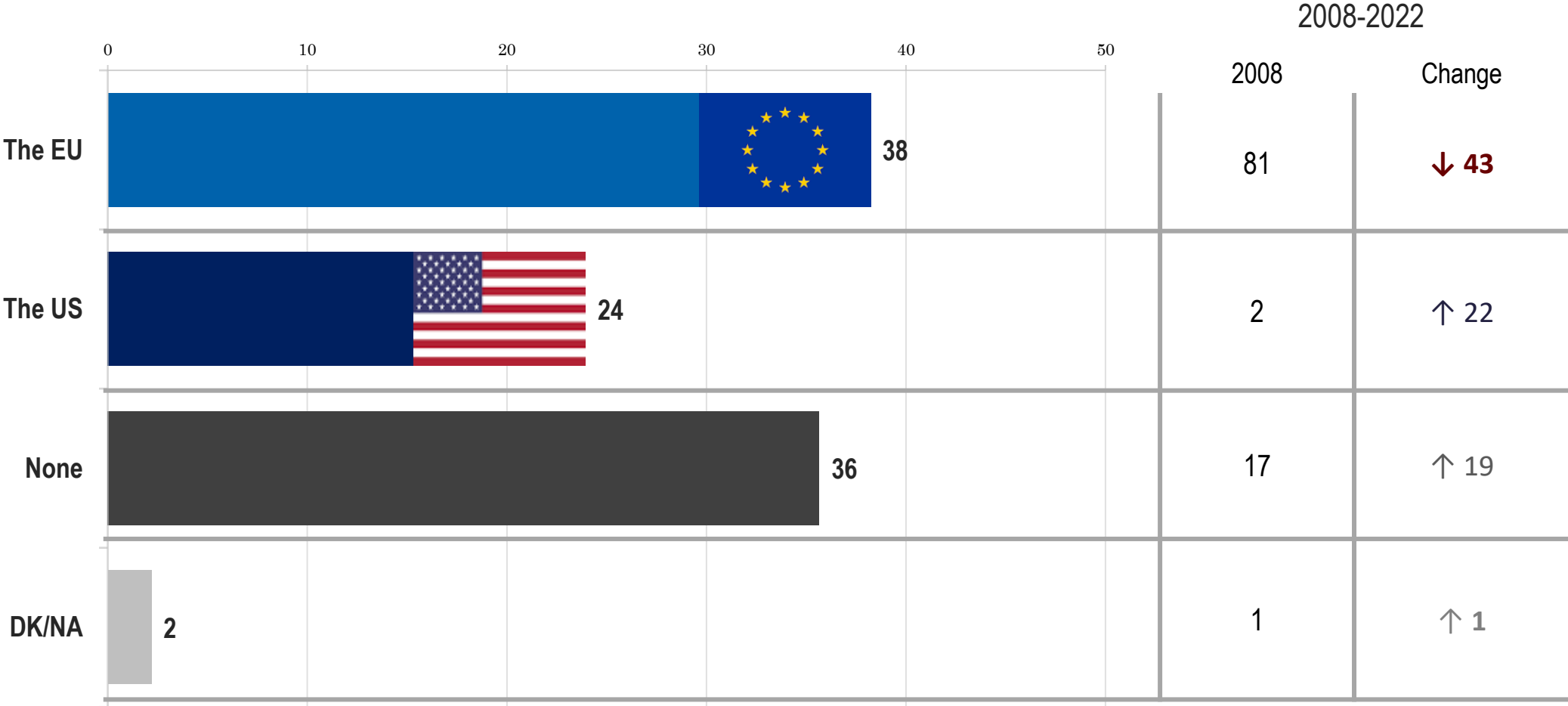
TRUST IN COUNTRIES AND INTERNATIONAL ORGANIZATIONS TO RESOLVE IMPORTANT INTERNATIONAL ISSUES

Analysis based on Party affiliation

Party affiliation (Vote in 2019 elections)					
	ND	SYRIZA	KINAL	Smaller Parties	Abstention / Blank-invalid/NA
The EU	37	30	45	15	25
The US	25	5	16	5	7
NATO	11	3	9	4	4
Russia	2	3	2	17	8
China	1	3	-	3	-
None of the above	21	54	28	55	50
DK/NA	3	2	1	1	5

TRUST IN RESOLVING IMPORTANT INTERNATIONAL ISSUES: US vs EU

More specifically, among the US and the EU, who do you trust more to resolve the important international issues?



TRUST IN RESOLVING IMPORTANT INTERNATIONAL ISSUES: US vs EU

Analysis based on Gender, Age and Region

Gender & Age							
	Male	Female	17 - 34	35 - 44	45 - 54	55 - 64	65+
The EU	33	43	34	33	38	34	50
The US	27	21	23	26	22	23	25
None	39	33	41	40	38	39	23
DK/NA	2	3	1	2	2	3	3

Region (NUTS 1)				
	Attica	Northern Greece	Aegean islands & Crete	Central Greece
The EU	37	37	41	40
The US	25	21	24	26
None	37	39	31	32
DK/NA	1	3	3	2

TRUST IN RESOLVING IMPORTANT INTERNATIONAL ISSUES: US vs EU

Analysis based on Education and Social Class

Education

	Primary	Secondary	Tertiary / Post-graduate
The EU	49	39	37
The US	21	21	26
None	24	37	36
DK/NA	6	3	1

Social class (self-placement)

	Lower	Middle – Lower middle	Upper middle – Upper
The EU	37	37	41
The US	15	21	31
None	46	40	27
DK/NA	2	2	1

TRUST IN RESOLVING IMPORTANT INTERNATIONAL ISSUES: US vs EU

Analysis based on Occupation and Financial Status

Occupation	Public Servant	Private employee	Self-employed	Pensioner	Unemployed	Other
	The EU	39	31	32	43	45
The US	18	26	29	24	20	18
None	42	40	37	30	33	27
DK/NA	2	2	2	3	2	2

Financial Status	I do not make ends meet & I make ends meet with great difficulty	I make ends meet but I do not save	I am financially comfortable
	The EU	33	42
The US	16	29	36
None	48	28	20
DK/NA	3	2	-

TRUST IN RESOLVING IMPORTANT INTERNATIONAL ISSUES: US vs EU

Analysis based on Ideology and Party affiliation

Ideology

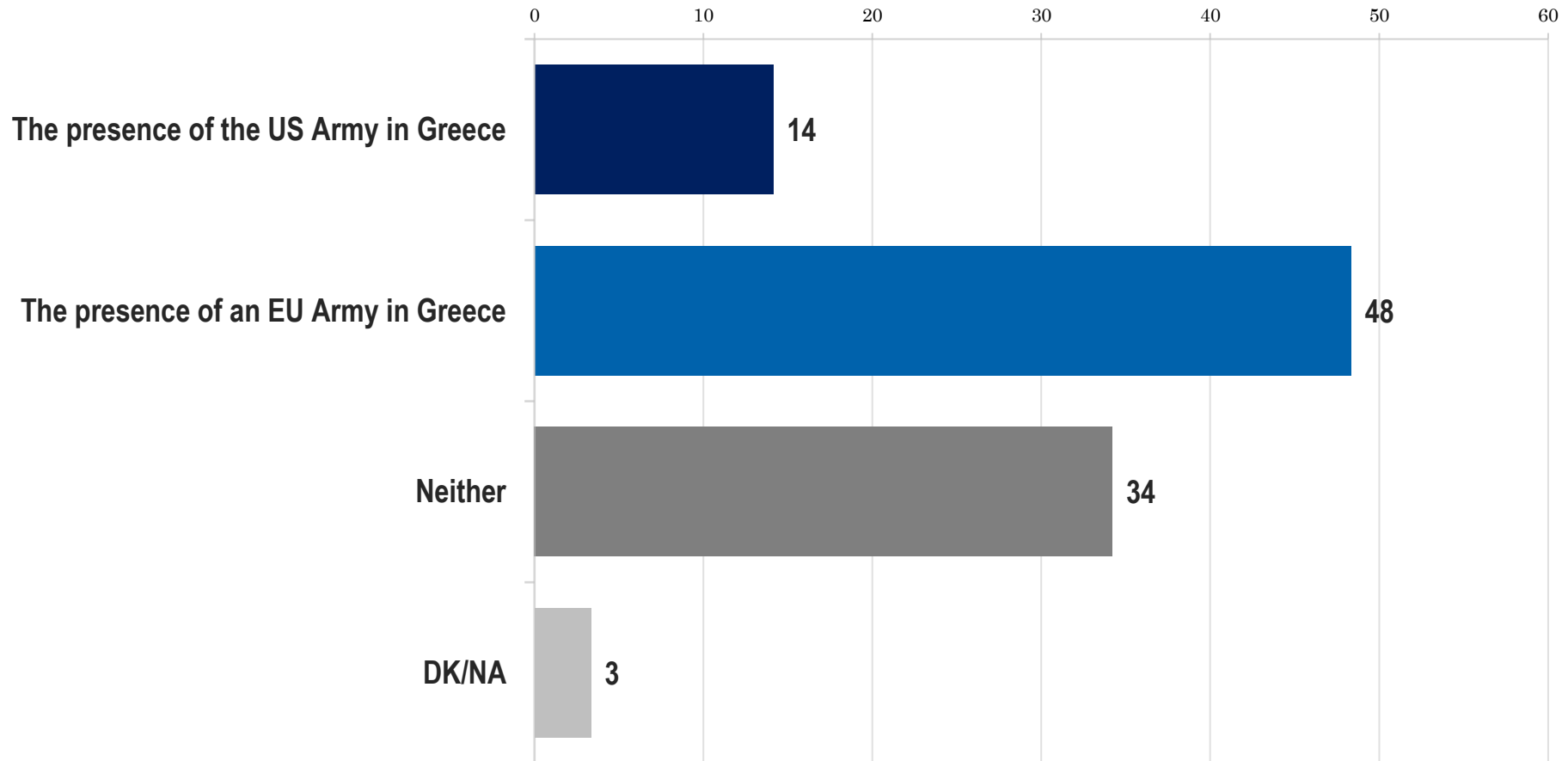
	Left (+ far left)	Center-left	Center	Center-right	Right (+ far right)	DK/NA - None
The EU	35	45	40	37	37	30
The US	5	16	31	45	34	12
None	60	38	27	15	26	53
DK/NA	1	1	2	3	3	5

Party affiliation (Vote in 2019 elections)

	ND	SYRIZA	KINAL	Smaller Parties	Abstention / Blank-invalid/NA
The EU	40	42	51	26	34
The US	42	11	26	13	16
None	15	45	20	60	46
DK/NA	3	2	4	1	4

PRESENCE OF FOREIGN MILITARY FORCES IN GREECE: AMERICAN or EUROPEAN ARMY?

In regard with the current instability in foreign relations sparked by the war in Ukraine, if you had the opportunity to decide, what would you decide among the following?



PRESENCE OF FOREIGN MILITARY FORCES IN GREECE: AMERICAN or EUROPEAN ARMY?

Analysis based on Gender, Age and Region

Gender & Age							
	Male	Female	17 - 34	35 - 44	45 - 54	55 - 64	65+
The presence of the US Army in Greece	18	11	11	14	15	14	15
The presence of an EU Army in Greece	47	50	43	42	45	50	57
Neither	33	35	41	39	37	33	24
DK/NA	2	4	4	5	3	2	3

Region (NUTS 1)				
	Attica	Northern Greece	Aegean islands & Crete	Central Greece
The presence of the US Army in Greece	15	12	11	16
The presence of an EU Army in Greece	48	47	59	46
Neither	34	37	27	35
DK/NA	3	4	3	3

PRESENCE OF FOREIGN MILITARY FORCES IN GREECE: AMERICAN or EUROPEAN ARMY?

Analysis based on Education and Social Class

Education

	Primary	Secondary	Tertiary / Post-graduate
The presence of the US Army in Greece	16	14	14
The presence of an EU Army in Greece	51	47	49
Neither	29	34	34
DK/NA	4	4	3

Social class (self-placement)

	Lower	Middle – Lower middle	Upper middle – Upper
The presence of the US Army in Greece	9	12	18
The presence of an EU Army in Greece	34	46	55
Neither	55	38	24
DK/NA	2	3	3

PRESENCE OF FOREIGN MILITARY FORCES IN GREECE: AMERICAN or EUROPEAN ARMY?

Analysis based on Occupation and Financial Status

Occupation	Occupation			Occupation		
	Public Servant	Private employee	Self-employed	Pensioner	Unemployed	Other
The presence of the US Army in Greece	11	13	17	14	17	13
The presence of an EU Army in Greece	46	50	47	53	31	54
Neither	38	34	33	30	48	28
DK/NA	5	3	2	3	3	6

Financial Status	Financial Status		
	I do not make ends meet & I make ends meet with great difficulty	I make ends meet but I do not save	I am financially comfortable
The presence of the US Army in Greece	10	17	19
The presence of an EU Army in Greece	40	54	59
Neither	46	27	18
DK/NA	4	3	3

PRESENCE OF FOREIGN MILITARY FORCES IN GREECE: AMERICAN or EUROPEAN ARMY?

Analysis based on Ideology and Party affiliation

Ideology

	Left (+ far left)	Center-left	Center	Center-right	Right (+ far right)	DK/NA - None
The presence of the US Army in Greece	2	6	17	27	25	9
The presence of an EU Army in Greece	32	56	56	55	52	31
Neither	64	35	22	15	20	53
DK/NA	2	3	5	3	3	6

Party affiliation (Vote in 2019 elections)

	ND	SYRIZA	KINAL	Smaller Parties	Abstention / Blank-invalid/NA
The presence of the US Army in Greece	27	5	10	7	10
The presence of an EU Army in Greece	56	45	70	33	43
Neither	14	46	16	59	39
DK/NA	3	3	4	1	8

SEPTEMBER 2022

Nationwide survey

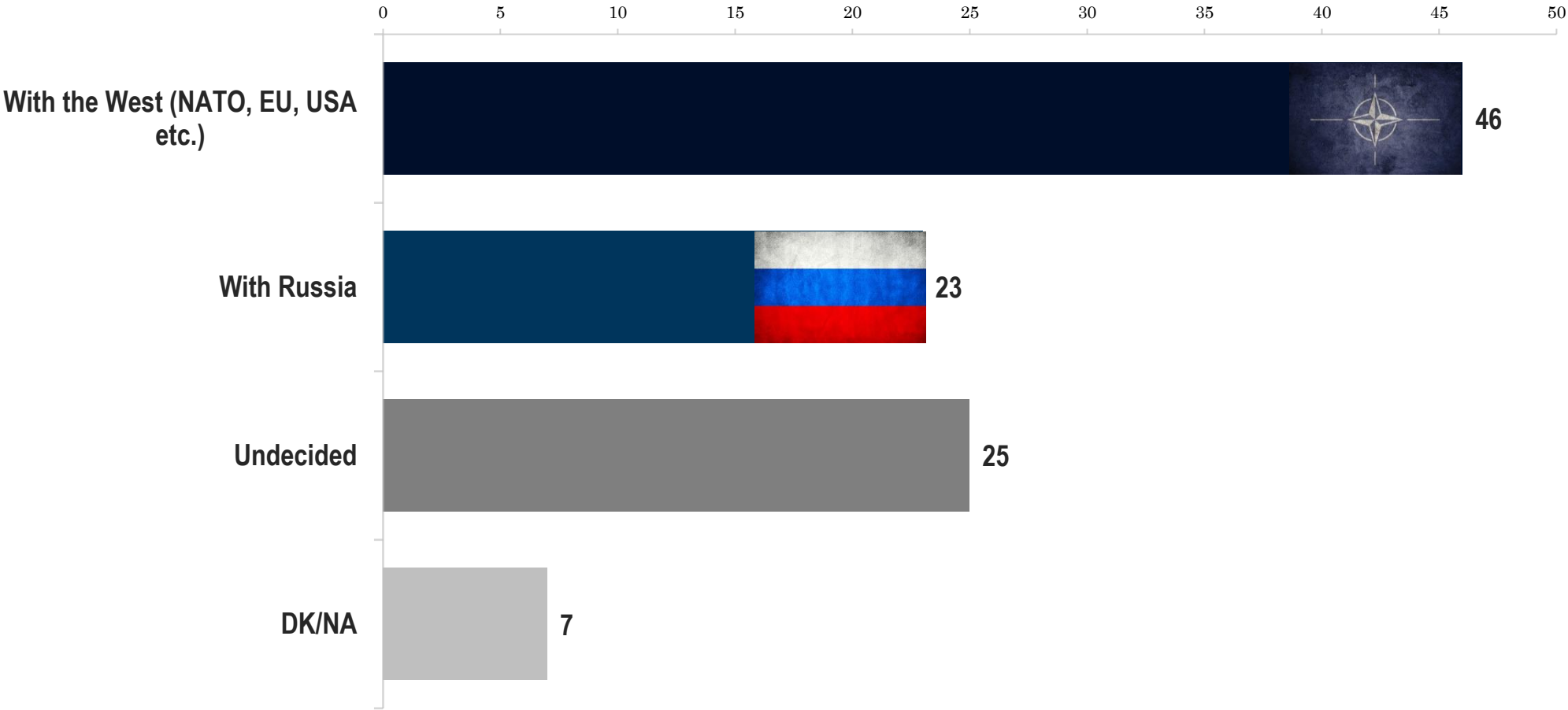
EUROPE: The image of Europe in Greece today

SECTION 7

The West vs Russia / Sanctions and Greece's energy autonomy

STANCE ON THE BROADER CONFLICT BETWEEN THE WEST AND RUSSIA

In the conflict that has emerged between the West and Russia, with which side are you closer to?



STANCE ON THE BROADER CONFLICT BETWEEN THE WEST AND RUSSIA, FEBRUARY – SEPTEMBER 2022

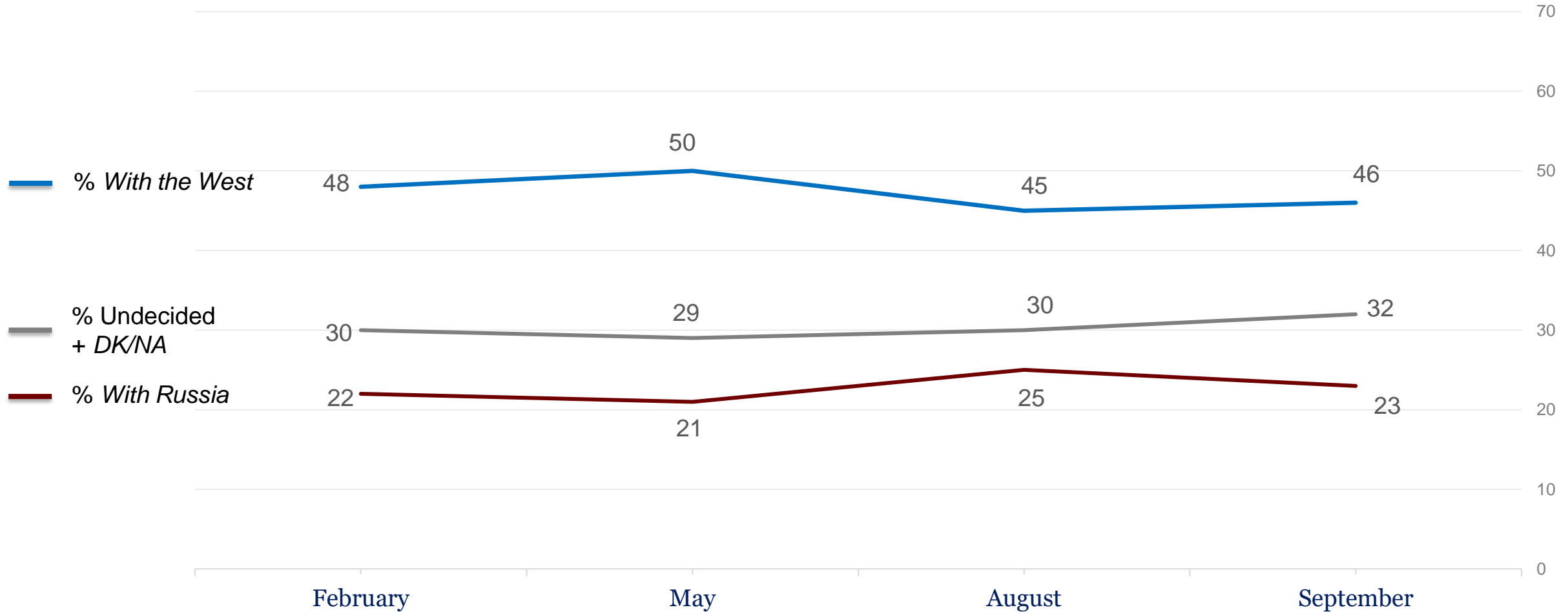
In the conflict that has emerged between the West and Russia, with which side are you closer to?



VS



Source: Kapa Research archives



STANCE ON THE BROADER CONFLICT BETWEEN THE WEST AND RUSSIA

Analysis based on Gender, Age and Region

Gender & Age							
	Male	Female	17 - 34	35 - 44	45 - 54	55 - 64	65+
With the West (NATO, EU, USA etc.)	46	46	39	42	45	43	57
With Russia	24	21	25	22	21	26	20
Undecided	24	26	30	26	27	25	19
DK/NA	7	7	6	10	7	7	4

Region (NUTS 1)

	Attica	Northern Greece	Aegean islands & Crete	Central Greece
With the West (NATO, EU, USA etc.)	50	39	49	46
With Russia	21	26	18	23
Undecided	22	30	26	25
DK/NA	7	6	7	7

STANCE ON THE BROADER CONFLICT BETWEEN THE WEST AND RUSSIA

Analysis based on Education and Social Class

Education

	Primary	Secondary	Tertiary / Post-graduate
With the West (NATO, EU, USA etc.)	48	44	47
With Russia	29	24	21
Undecided	18	26	25
DK/NA	5	6	7

Social class (self-placement)

	Lower	Middle – Lower middle	Upper middle – Upper
With the West (NATO, EU, USA etc.)	24	40	59
With Russia	38	24	18
Undecided	28	29	20
DK/NA	10	8	4

STANCE ON THE BROADER CONFLICT BETWEEN THE WEST AND RUSSIA

Analysis based on Occupation and Financial Status

Occupation

	Public Servant	Private employee	Self-employed	Pensioner	Unemployed	Other
With the West (NATO, EU, USA etc.)	34	42	47	56	40	52
With Russia	25	26	20	21	20	20
Undecided	30	25	26	18	36	22
DK/NA	10	7	7	5	4	6

Financial Status

	I do not make ends meet & I make ends meet with great difficulty	I make ends meet but I do not save	I am financially comfortable
With the West (NATO, EU, USA etc.)	30	55	69
With Russia	32	17	10
Undecided	31	22	16
DK/NA	8	6	5

STANCE ON THE BROADER CONFLICT BETWEEN THE WEST AND RUSSIA

Analysis based on Ideology and Party affiliation

Ideology

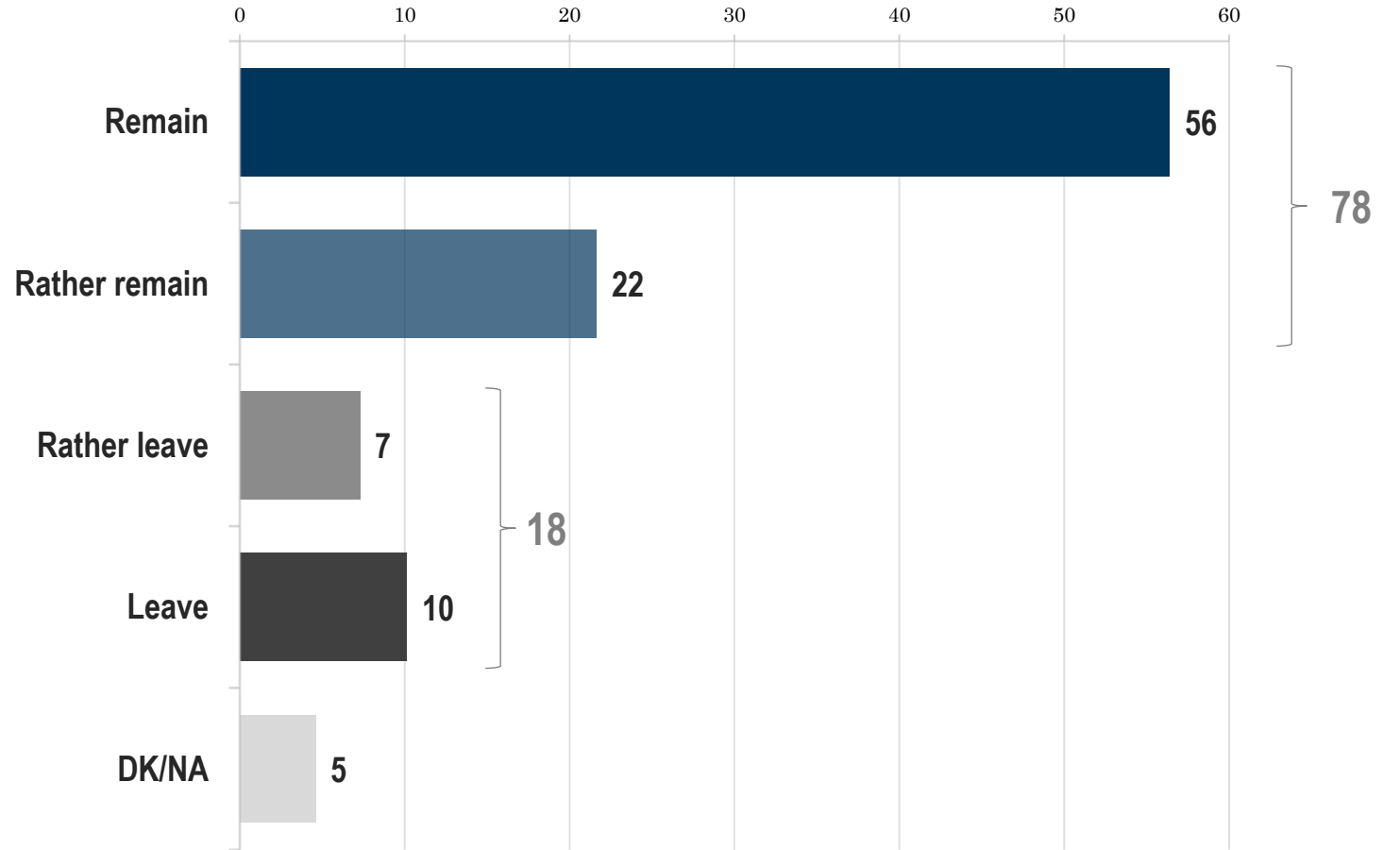
	Left (+ far left)	Center-left	Center	Center-right	Right (+ far right)	DK/NA - None
With the West (NATO, EU, USA etc.)	11	35	64	78	57	26
With Russia	29	26	12	10	28	37
Undecided	43	35	20	11	11	24
DK/NA	17	4	4	2	4	13

Party affiliation (Vote in 2019 elections)

	ND	SYRIZA	KINAL	Smaller Parties	Abstention / Blank-invalid/NA
With the West (NATO, EU, USA etc.)	74	25	67	19	36
With Russia	9	28	9	45	24
Undecided	14	39	21	27	26
DK/NA	3	8	3	8	14

SHOULD GREECE REMAIN A MEMBER OF NATO?

Besides the EU, Greece is also a member of NATO. In your opinion, should Greece remain a member of NATO or should it leave NATO?

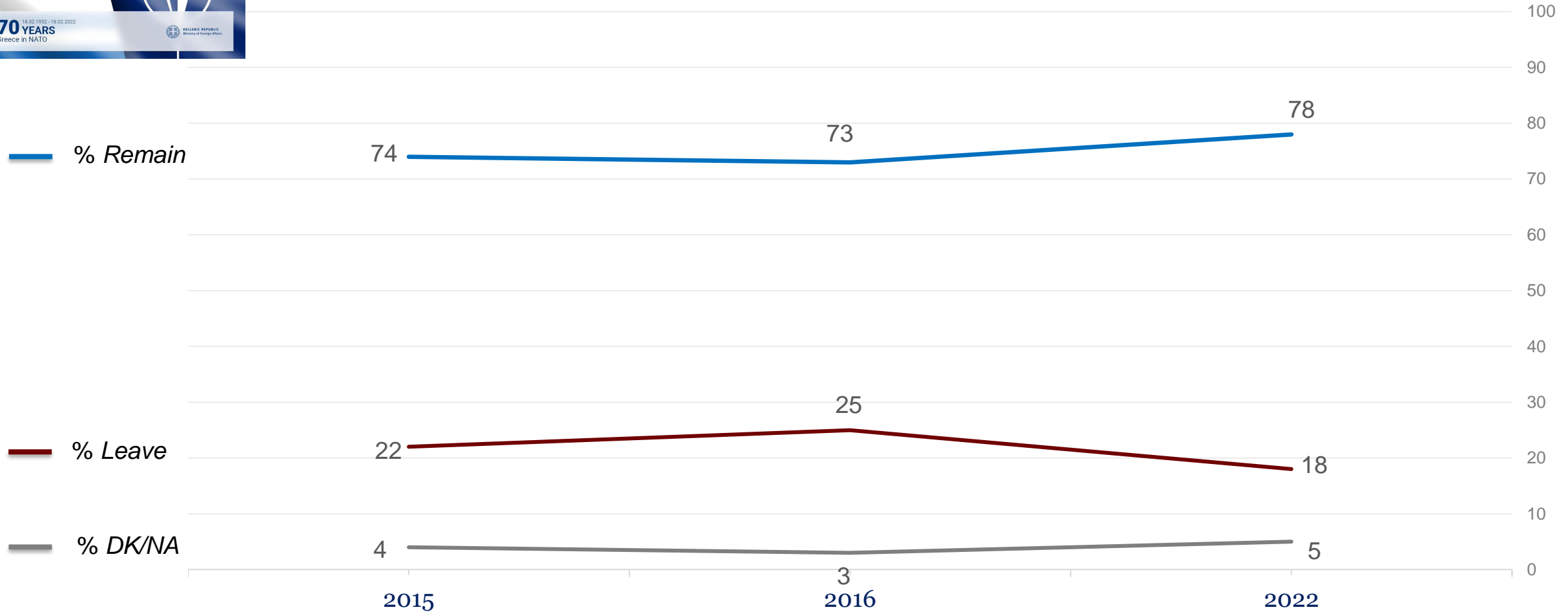


SHOULD GREECE REMAIN A MEMBER OF NATO? (2015 – 2022)

Besides the EU, Greece is also a member of NATO. In your opinion, should Greece remain a member of NATO or should it leave NATO?



Source: Kapa Research archives



SHOULD GREECE REMAIN A MEMBER OF NATO?

Analysis based on Gender, Age and Region

Gender & Age

	Male	Female	17 - 34	35 - 44	45 - 54	55 - 64	65+
Remain	57	56	51	56	58	52	63
Rather remain	20	23	22	22	22	23	20
Rather leave	8	6	8	6	7	7	8
Leave	11	9	17	10	8	11	7
DK/NA	4	5	2	7	5	6	3

Region (NUTS 1)

	Attica	Northern Greece	Aegean islands & Crete	Central Greece
Remain	57	52	65	58
Rather remain	20	27	21	18
Rather leave	8	6	3	9
Leave	10	9	8	11
DK/NA	5	6	3	4

SHOULD GREECE REMAIN A MEMBER OF NATO?

Analysis based on Education and Social Class

Education

	Primary	Secondary	Tertiary / Post-graduate
Remain	61	56	57
Rather remain	18	24	21
Rather leave	7	6	8
Leave	14	10	10
DK/NA	1	5	5

Social class (self-placement)

	Lower	Middle – Lower middle	Upper middle – Upper
Remain	37	50	70
Rather remain	21	26	16
Rather leave	7	9	5
Leave	24	11	6
DK/NA	9	5	3

SHOULD GREECE REMAIN A MEMBER OF NATO?

Analysis based on Occupation and Financial Status

Occupation

	Public Servant	Private employee	Self-employed	Pensioner	Unemployed	Other
Remain	53	54	59	59	53	59
Rather remain	26	24	19	19	21	21
Rather leave	7	6	8	8	9	5
Leave	9	10	11	10	10	10
DK/NA	5	7	3	3	6	4

Financial Status

	I do not make ends meet & I make ends meet with great difficulty	I make ends meet but I do not save	I am financially comfortable
Remain	43	66	74
Rather remain	27	17	15
Rather leave	9	6	4
Leave	14	8	4
DK/NA	7	3	2

SHOULD GREECE REMAIN A MEMBER OF NATO?

Analysis based on Ideology and Party affiliation

Ideology

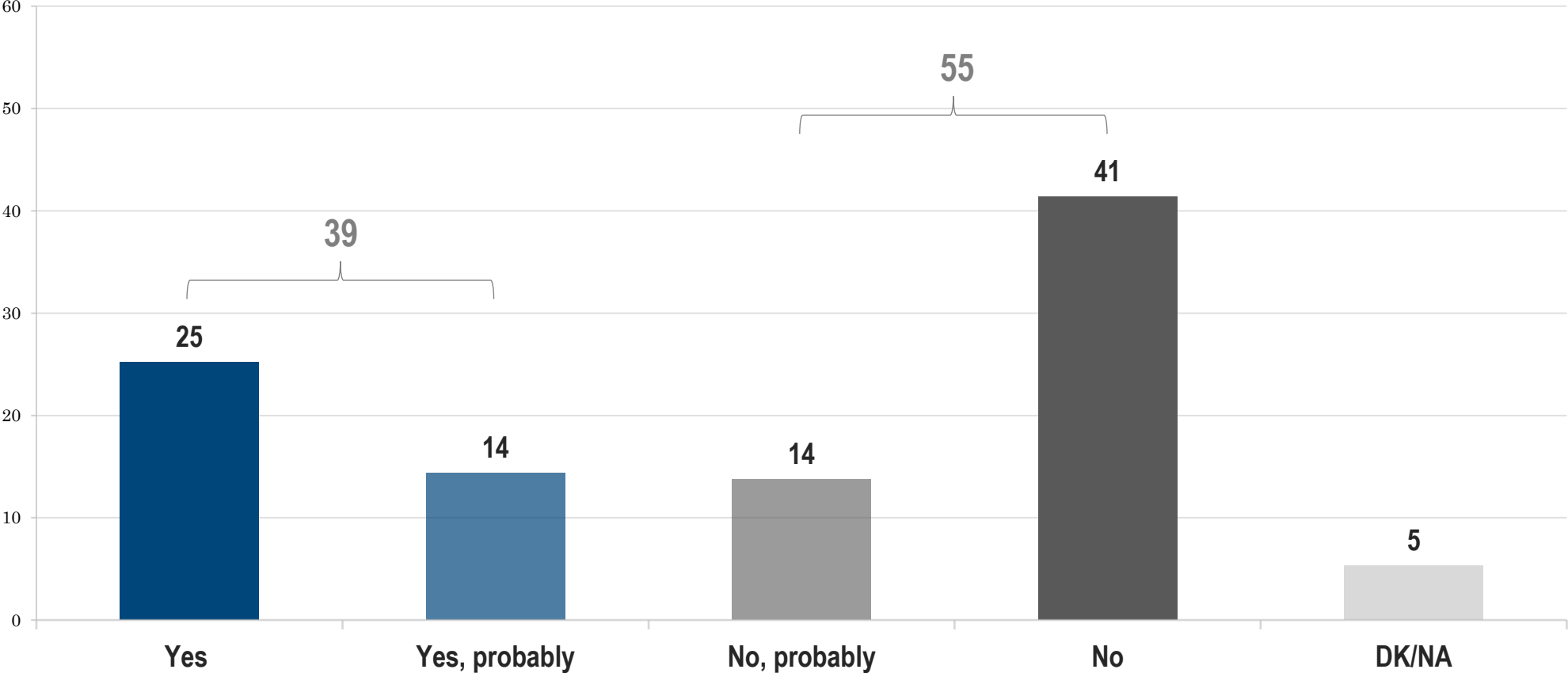
	Left (+ far left)	Center-left	Center	Center-right	Right (+ far right)	DK/NA - None
Remain	18	46	75	87	71	41
Rather remain	33	32	17	9	14	21
Rather leave	10	12	4	1	5	12
Leave	30	5	3	3	8	14
DK/NA	9	4	2	1	2	12

Party affiliation (Vote in 2019 elections)

	ND	SYRIZA	KINAL	Smaller Parties	Abstention / Blank-invalid/NA
Remain	82	37	71	33	51
Rather remain	13	34	24	19	21
Rather leave	2	13	3	12	6
Leave	2	10	1	27	14
DK/NA	1	6	1	9	7

STANCE ON THE ISSUE OF SANCTIONS AGAINST RUSSIA

In your opinion, should Western countries maintain economic sanctions against Russia for its stance towards Ukraine?



STANCE ON THE ISSUE OF SANCTIONS AGAINST RUSSIA

Analysis based on Gender, Age and Region

Gender & Age

	Male	Female	17 - 34	35 - 44	45 - 54	55 - 64	65+
Yes	26	24	22	27	23	22	32
Yes, probably	14	15	11	15	16	14	15
No, probably	15	13	14	13	15	14	13
No	41	42	49	41	42	46	32
DK/NA	5	6	4	5	5	4	8

Region (NUTS 1)

	Attica	Northern Greece	Aegean islands & Crete	Central Greece
Yes	27	22	27	25
Yes, probably	15	12	18	14
No, probably	15	13	12	13
No	39	46	39	42
DK/NA	4	7	5	6

STANCE ON THE ISSUE OF SANCTIONS AGAINST RUSSIA

Analysis based on Education and Social Class

Education

	Primary	Secondary	Tertiary / Post-graduate
Yes	20	25	26
Yes, probably	12	12	16
No, probably	12	17	12
No	41	41	41
DK/NA	15	4	5

Social class (self-placement)

	Lower	Middle – Lower middle	Upper middle – Upper
Yes	15	21	33
Yes, probably	7	14	17
No, probably	5	16	13
No	67	44	32
DK/NA	6	6	4

STANCE ON THE ISSUE OF SANCTIONS AGAINST RUSSIA

Analysis based on Occupation and Financial Status

Occupation

	Public Servant	Private employee	Self-employed	Pensioner	Unemployed	Other
Yes	19	25	25	28	25	30
Yes, probably	13	14	14	16	13	14
No, probably	14	14	14	14	12	15
No	46	44	42	34	49	35
DK/NA	7	3	4	9	1	7

Financial Status

	I do not make ends meet & I make ends meet with great difficulty	I make ends meet but I do not save	I am financially comfortable
Yes	15	31	40
Yes, probably	10	17	19
No, probably	13	15	14
No	55	32	23
DK/NA	7	4	4

STANCE ON THE ISSUE OF SANCTIONS AGAINST RUSSIA

Analysis based on Ideology and Party affiliation

Ideology

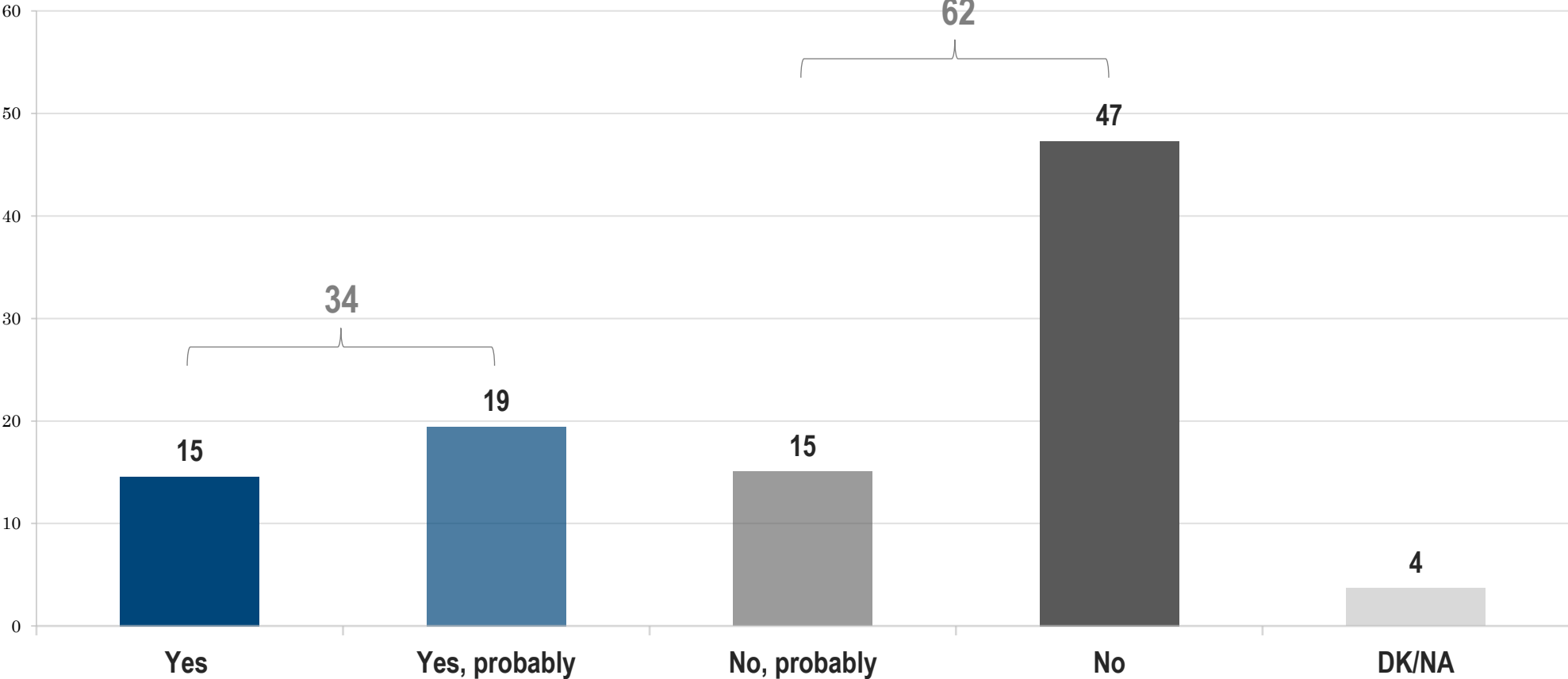
	Left (+ far left)	Center-left	Center	Center-right	Right (+ far right)	DK/NA - None
Yes	4	16	38	43	36	16
Yes, probably	6	12	19	25	13	9
No, probably	12	19	15	11	11	11
No	71	47	25	18	34	56
DK/NA	6	6	4	4	6	8

Party affiliation (Vote in 2019 elections)

	ND	SYRIZA	KINAL	Smaller Parties	Abstention / Blank-invalid/NA
Yes	45	10	32	12	18
Yes, probably	21	10	24	6	14
No, probably	12	19	16	10	11
No	17	56	22	69	49
DK/NA	5	6	6	3	9

GREECE'S AUTONOMY FROM RUSSIAN ENERGY RESOURCES: WOULD THEY PAY MORE?

Would you be willing to pay higher energy prices for Greece's greater autonomy from Russia's energy resources?



GREECE'S AUTONOMY FROM RUSSIAN ENERGY RESOURCES: WOULD THEY PAY MORE?

Analysis based on Gender, Age and Region

Gender & Age

	Male	Female	17 - 34	35 - 44	45 - 54	55 - 64	65+
Yes	14	15	12	14	13	13	20
Yes, probably	19	20	18	21	21	18	19
No, probably	17	13	13	18	15	13	15
No	46	49	52	44	47	52	43
DK/NA	3	4	4	4	3	4	4

Region (NUTS 1)

	Attica	Northern Greece	Aegean islands & Crete	Central Greece
Yes	16	13	14	15
Yes, probably	22	17	20	18
No, probably	16	14	18	14
No	43	52	45	50
DK/NA	3	5	3	3

GREECE'S AUTONOMY FROM RUSSIAN ENERGY RESOURCES: WOULD THEY PAY MORE?

Analysis based on Education and Social Class

Education

	Primary	Secondary	Tertiary / Post-graduate
Yes	14	12	16
Yes, probably	11	19	21
No, probably	12	16	15
No	58	49	45
DK/NA	6	4	4

Social class (self-placement)

	Lower	Middle – Lower middle	Upper middle – Upper
Yes	5	12	20
Yes, probably	10	17	25
No, probably	13	15	15
No	70	51	37
DK/NA	2	4	3

GREECE'S AUTONOMY FROM RUSSIAN ENERGY RESOURCES: WOULD THEY PAY MORE?

Analysis based on Occupation and Financial Status

Occupation

	Public Servant	Private employee	Self-employed	Pensioner	Unemployed	Other
Yes	10	13	19	17	9	15
Yes, probably	17	21	20	20	17	19
No, probably	18	16	14	15	11	14
No	50	47	44	45	61	48
DK/NA	5	4	3	4	2	4

Financial Status

	I do not make ends meet & I make ends meet with great difficulty	I make ends meet but I do not save	I am financially comfortable
Yes	9	17	26
Yes, probably	12	24	32
No, probably	15	16	12
No	61	39	28
DK/NA	4	4	2

GREECE'S AUTONOMY FROM RUSSIAN ENERGY RESOURCES: WOULD THEY PAY MORE?

Analysis based on Ideology and Party affiliation

Ideology

	Left (+ far left)	Center-left	Center	Center-right	Right (+ far right)	DK/NA - None
Yes	3	10	17	27	22	9
Yes, probably	5	14	29	36	19	12
No, probably	12	15	19	16	13	16
No	75	59	32	19	42	57
DK/NA	4	3	2	3	5	7

Party affiliation (Vote in 2019 elections)

	ND	SYRIZA	KINAL	Smaller Parties	Abstention / Blank-invalid/NA
Yes	25	5	21	10	8
Yes, probably	34	10	21	10	14
No, probably	15	15	24	10	16
No	23	66	33	66	57
DK/NA	4	4	1	3	5

1990 - 2022 | 32 years  kaparesearch

Translating data into policy and practice

kaparesearch.com